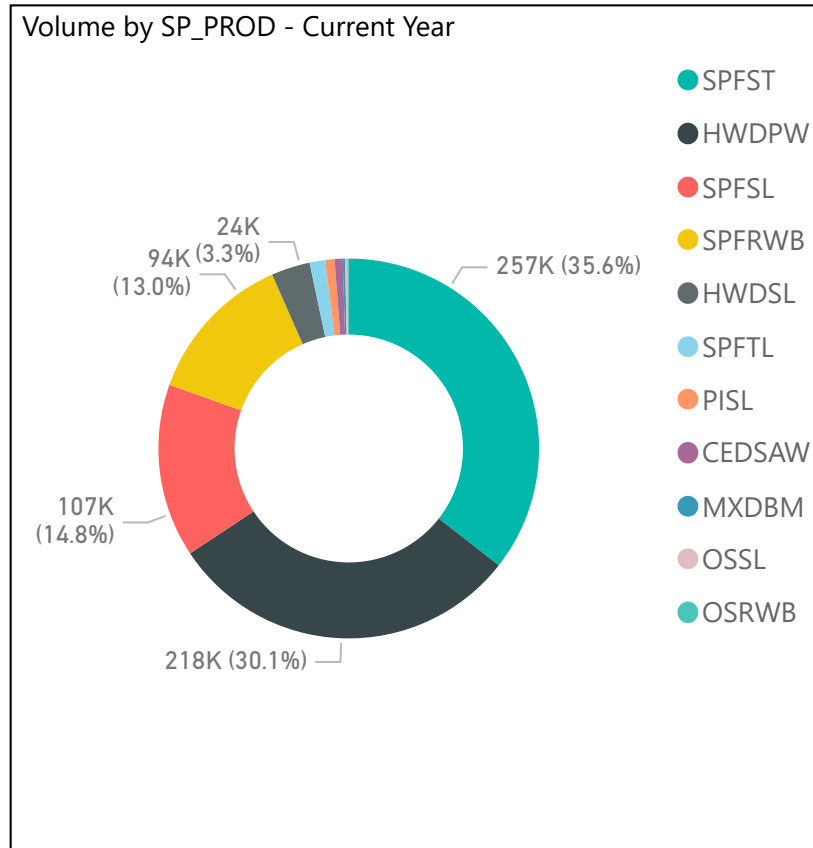
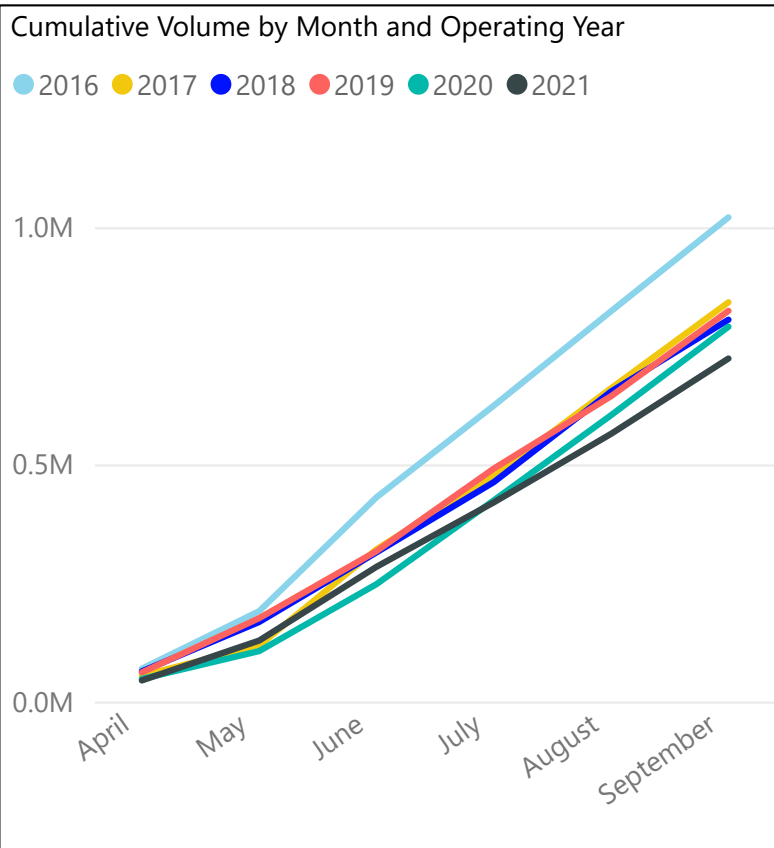
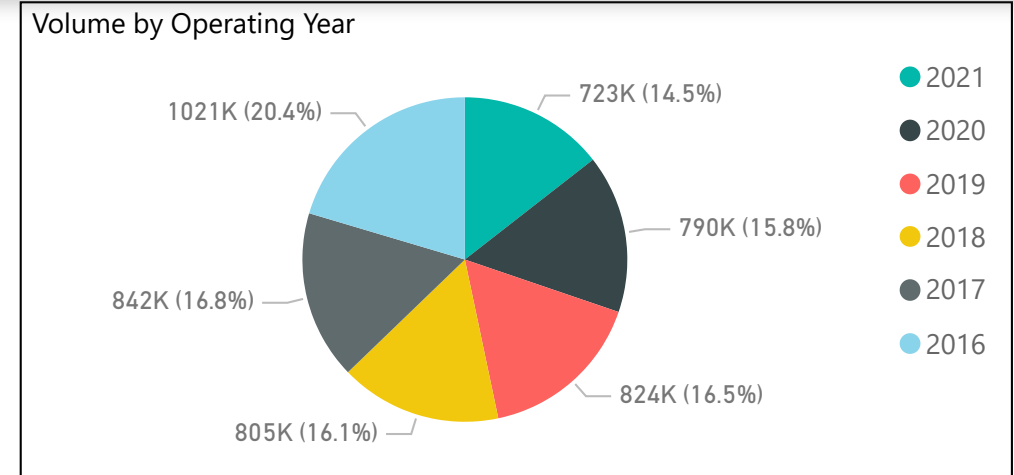


Average Volume

834.22K

2021-22 Q2 YTD Volume Compared to Previous Annual Volumes

| Operating Year Wood Source | 2016 Volume | 2017 Volume | 2018 Volume | 2019 Volume | 2020 Volume | 2021 Volume | Total Average Volume |
|-------------------------------|----------------|----------------|----------------|----------------|----------------|----------------|-------------------------|
| CVC | 136329 | 115294 | 124161 | 94311 | 74230 | 99019 | 107,224 |
| MAD | 112995 | 102216 | 73396 | 56948 | 50633 | 71317 | 77,918 |
| NSH | 115864 | 95984 | 55815 | 71450 | 50838 | 74844 | 77,466 |
| NTH | 99963 | 81921 | 105077 | 121529 | 130704 | 91649 | 105,141 |
| SENB | 112534 | 84719 | 127061 | 189751 | 140675 | 158037 | 135,463 |
| SNB | 196704 | 168244 | 201392 | 119396 | 206753 | 130315 | 170,467 |
| YSC | 246510 | 193459 | 118268 | 170407 | 136513 | 98089 | 160,541 |
| Total | 1020899 | 841837 | 805170 | 823792 | 790346 | 723270 | 834,219 |

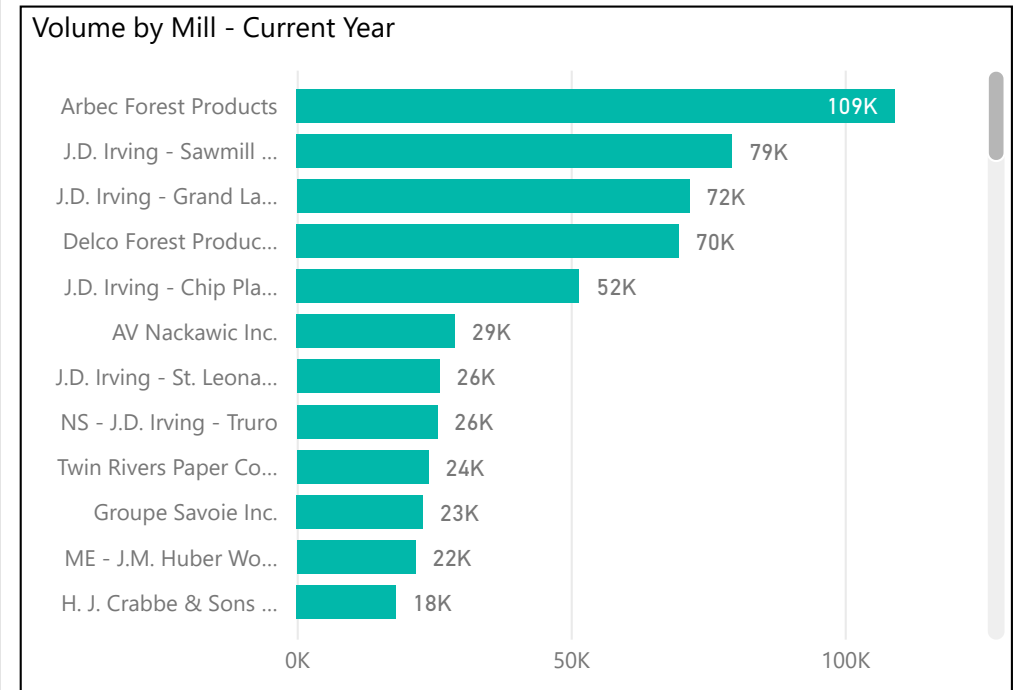


Species:

SP_PROD:

Operating Year:

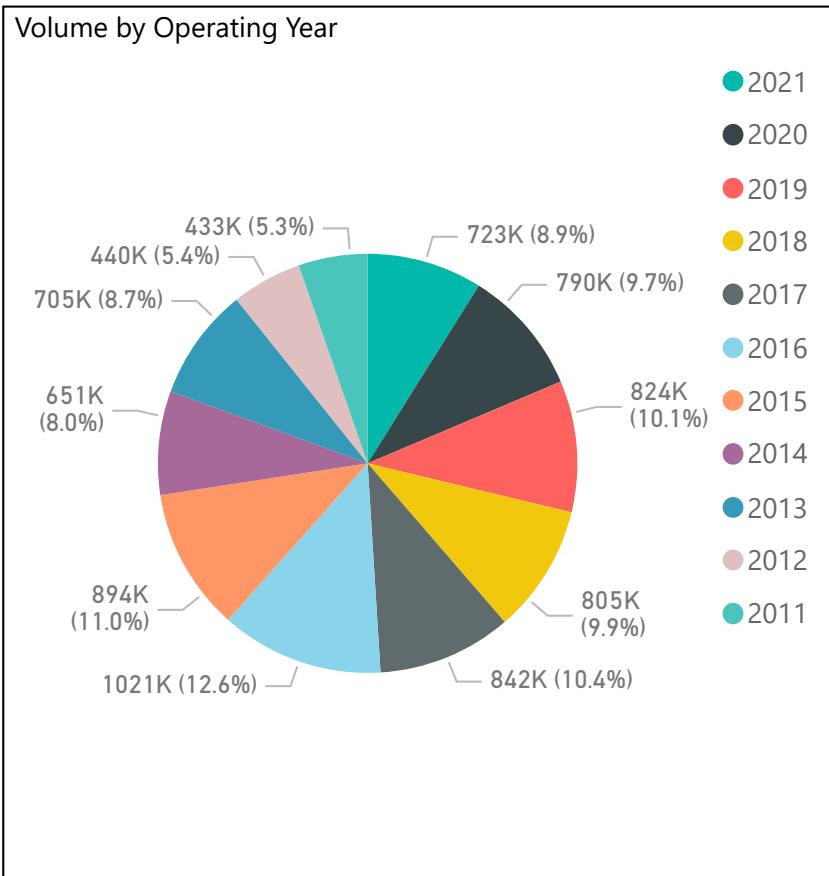
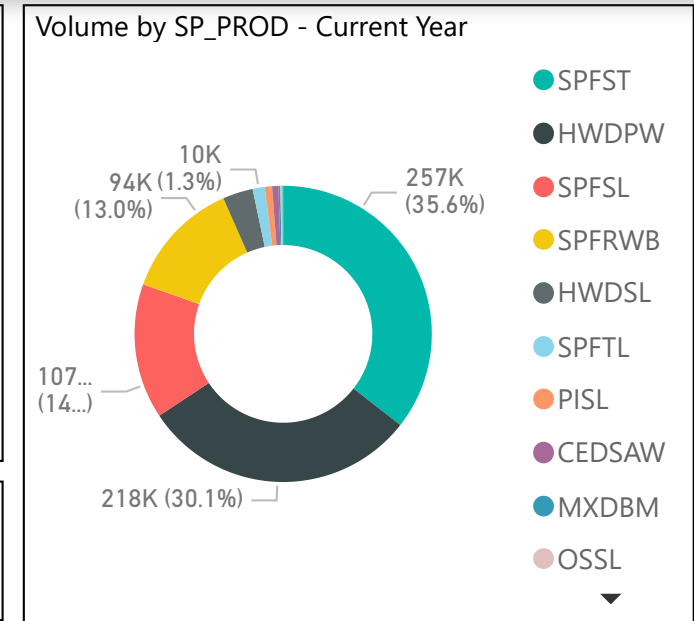
Month:



Average Volume
738.96K

Q2 YTD Volume Comparisons - Total Volume (Apr - Sep)

| Operating Year | 2011 | 2012 | 2013 | 2014 | 2015 | 2016 | 2017 | 2018 | 2019 | 2020 | 2021 | Total |
|----------------|---------------|---------------|---------------|---------------|---------------|----------------|---------------|---------------|---------------|---------------|---------------|----------------|
| Wood Source | Volume | Volume | Volume | Volume | Volume | Volume | Volume | Volume | Volume | Volume | Volume | Average Volume |
| CVC | 63206 | 61788 | 91008 | 77474 | 140641 | 136329 | 115294 | 124161 | 94311 | 74230 | 99019 | 97,951 |
| MAD | 48307 | 66419 | 91065 | 70165 | 115164 | 112995 | 102216 | 73396 | 56948 | 50633 | 71317 | 78,057 |
| NSH | 78662 | 106218 | 132650 | 115579 | 120022 | 115864 | 95984 | 55815 | 71450 | 50838 | 74844 | 92,539 |
| NTH | 9808 | 15182 | 38451 | 48936 | 90113 | 99963 | 81921 | 105077 | 121529 | 130704 | 91649 | 75,758 |
| SENB | 80769 | 49644 | 110353 | 87747 | 98453 | 112534 | 84719 | 127061 | 189751 | 140675 | 158037 | 112,704 |
| SNB | 89381 | 87540 | 144237 | 143237 | 194983 | 196704 | 168244 | 201392 | 119396 | 206753 | 130315 | 152,926 |
| YSC | 62648 | 53415 | 97515 | 107895 | 134525 | 246510 | 193459 | 118268 | 170407 | 136513 | 98089 | 129,022 |
| Total | 432781 | 440206 | 705279 | 651033 | 893901 | 1020899 | 841837 | 805170 | 823792 | 790346 | 723270 | 738,956 |

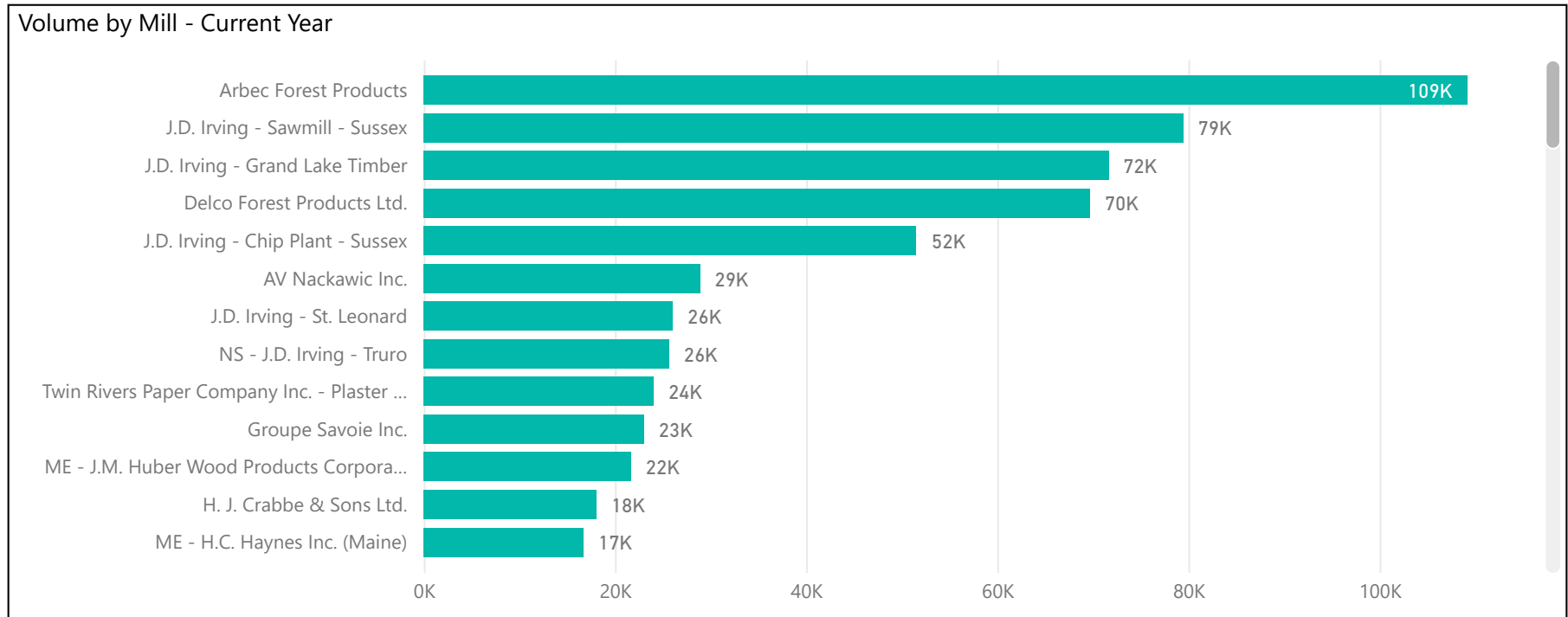


SP_PROD:

Month:

Species:

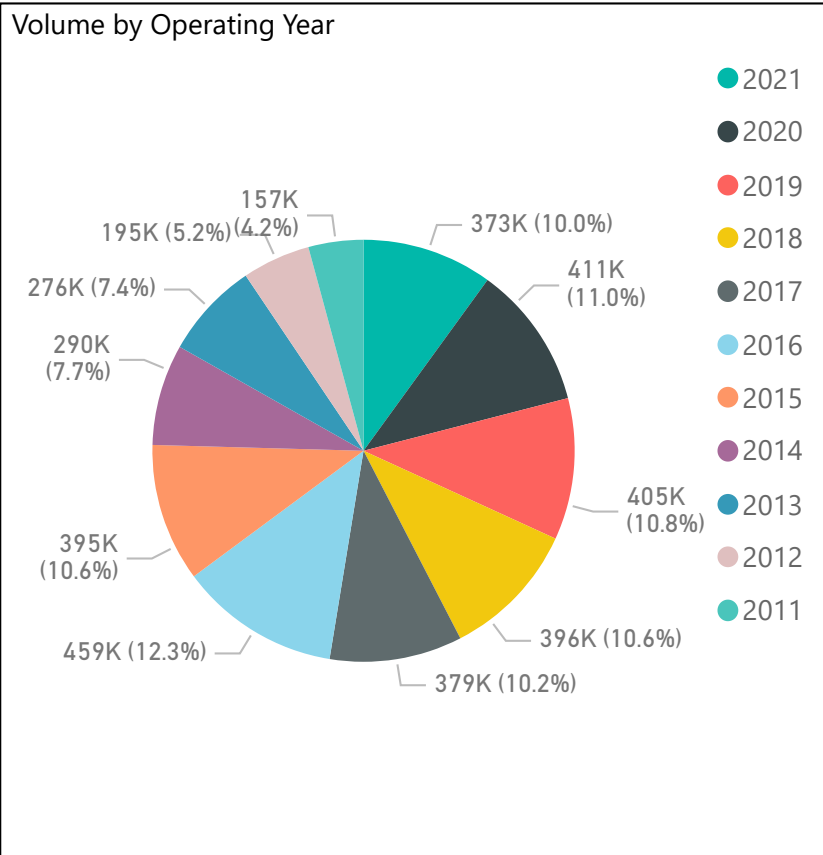
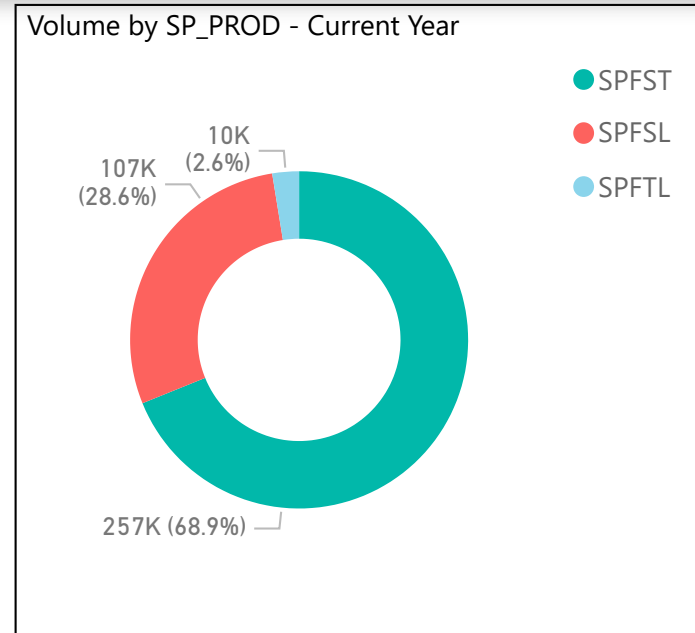
Operating Year:



Average Volume
339.68K

Q2 Volume Comparisons - SPF Sawmill Volume (Apr - Sep)

| Operating Year Wood Source | 2011 Volume | 2012 Volume | 2013 Volume | 2014 Volume | 2015 Volume | 2016 Volume | 2017 Volume | 2018 Volume | 2019 Volume | 2020 Volume | 2021 Volume | Total Average Volume |
|-------------------------------|----------------|----------------|----------------|----------------|----------------|----------------|----------------|----------------|----------------|----------------|----------------|-------------------------|
| CVC | 24189 | 24181 | 34010 | 37732 | 55890 | 49493 | 55289 | 60830 | 48618 | 39207 | 46999 | 43,313 |
| MAD | 16995 | 33246 | 44566 | 41046 | 53014 | 46584 | 30795 | 28875 | 22939 | 23033 | 34439 | 34,139 |
| NSH | 34081 | 48237 | 53544 | 53131 | 60347 | 60653 | 38243 | 26528 | 34296 | 27552 | 32195 | 42,619 |
| NTH | 4463 | 6208 | 13234 | 21248 | 48053 | 50109 | 41734 | 56204 | 58592 | 68577 | 49362 | 37,980 |
| SENB | 34810 | 22537 | 44820 | 38709 | 44593 | 58147 | 48530 | 64946 | 96068 | 82014 | 88893 | 56,733 |
| SNB | 28809 | 44625 | 53824 | 64379 | 87484 | 108791 | 82497 | 98430 | 61934 | 112377 | 70670 | 73,984 |
| YSC | 13957 | 15716 | 32021 | 33295 | 46111 | 85136 | 82342 | 59734 | 82923 | 57942 | 50812 | 50,908 |
| Total | 157304 | 194750 | 276019 | 289540 | 395492 | 458913 | 379430 | 395547 | 405370 | 410702 | 373370 | 339,676 |

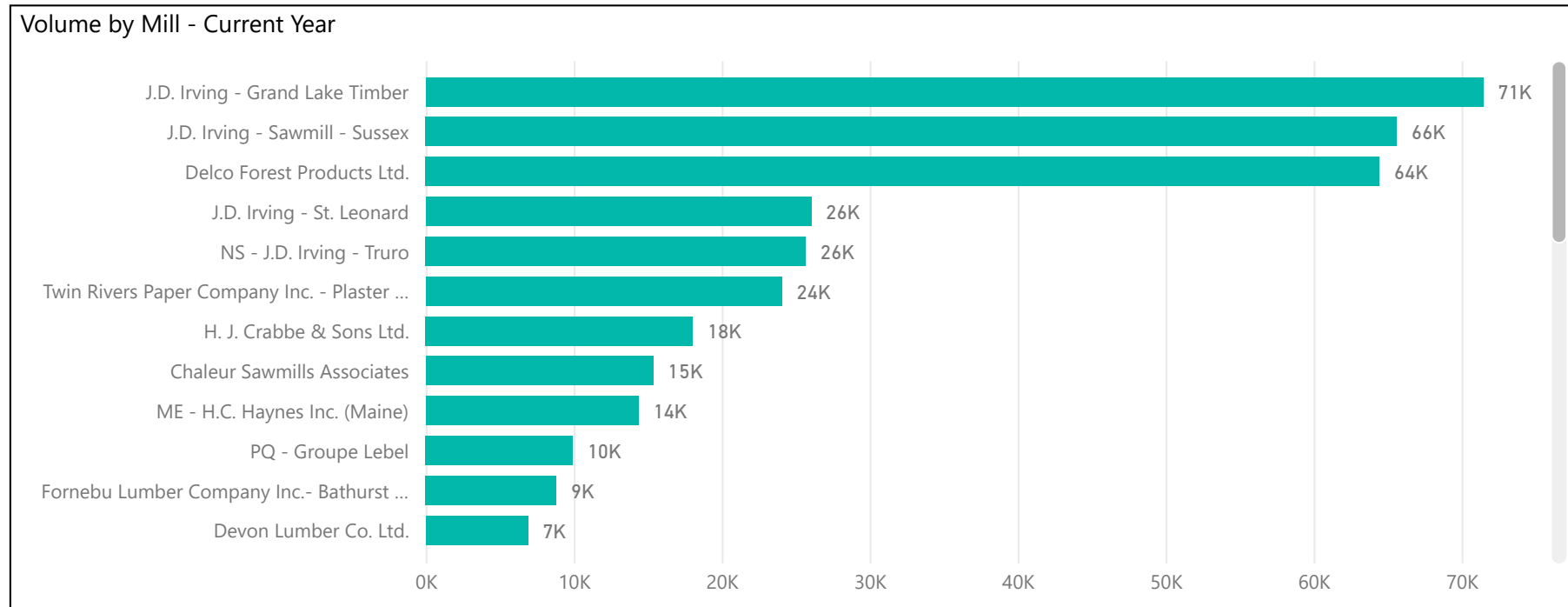


Species:

SP_PROD:

Month:

Operating Year:



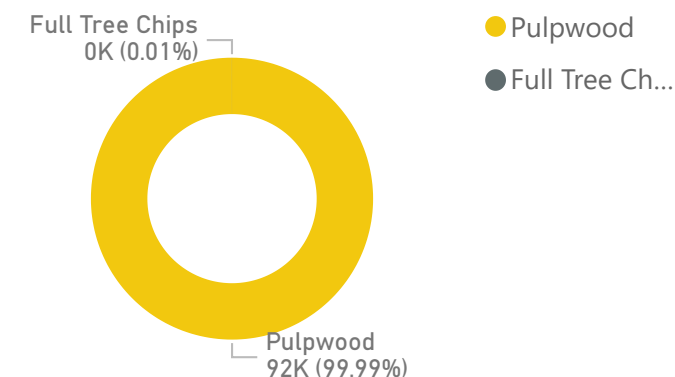
Average Volume

134.02K

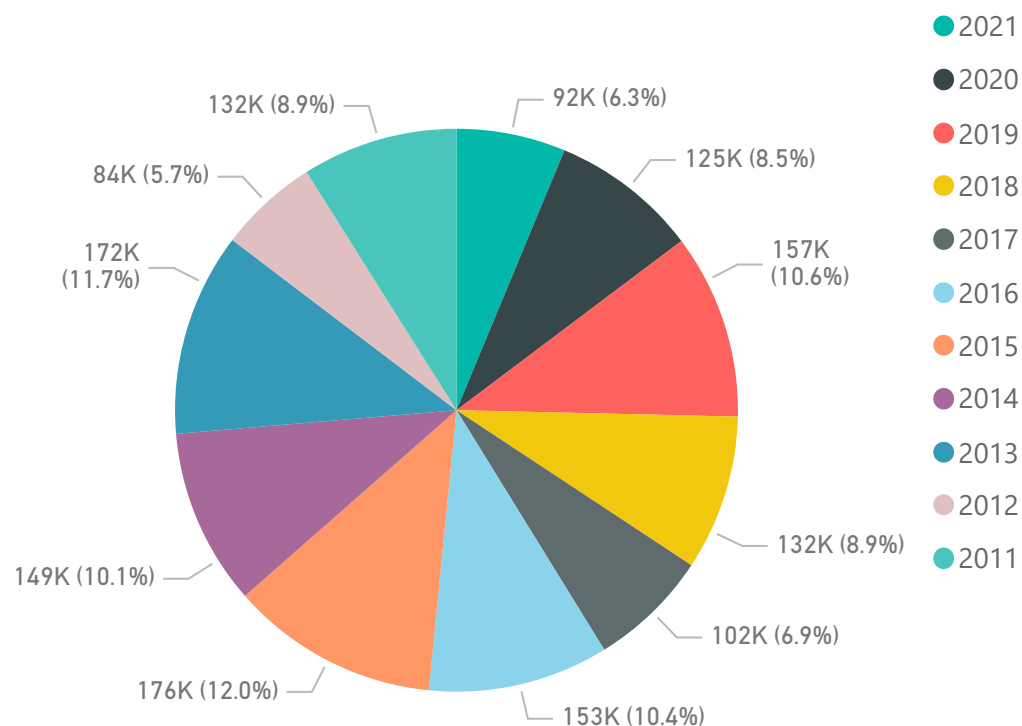
Q2 Volume Comparisons - SPF Pulpwood Volume (Apr - Sep)

| Operating Year | 2011 | 2012 | 2013 | 2014 | 2015 | 2016 | 2017 | 2018 | 2019 | 2020 | 2021 | Total |
|----------------|---------------|--------------|---------------|---------------|---------------|---------------|---------------|---------------|---------------|---------------|--------------|----------------|
| Wood Source | Volume | Volume | Volume | Volume | Volume | Volume | Volume | Volume | Volume | Volume | Volume | Average Volume |
| CVC | 7437 | 3917 | 9485 | 7248 | 6696 | 3661 | 1452 | 2617 | 5103 | 3902 | 420 | 4,722 |
| MAD | 10171 | 9630 | 16733 | 11655 | 15673 | 14884 | 5337 | 10794 | 17299 | 10829 | 4056 | 11,551 |
| NSH | 13103 | 27561 | 22353 | 17941 | 19545 | 13648 | 9294 | 5940 | 14096 | 6507 | 10390 | 14,580 |
| NTH | 2888 | 1956 | 8965 | 13164 | 20302 | 21121 | 12155 | 16401 | 22297 | 22596 | 13916 | 14,160 |
| SENB | 36570 | 10954 | 30370 | 25441 | 21975 | 19591 | 17303 | 29601 | 42063 | 22142 | 24666 | 25,516 |
| SNB | 39465 | 21638 | 55089 | 44320 | 67225 | 51881 | 36902 | 50695 | 28312 | 40122 | 21196 | 41,531 |
| YSC | 22202 | 8683 | 29101 | 29561 | 24941 | 28112 | 19494 | 15501 | 27448 | 18751 | 17758 | 21,959 |
| Total | 131836 | 84339 | 172096 | 149330 | 176357 | 152898 | 101937 | 131549 | 156618 | 124849 | 92402 | 134,019 |

Volume by Product - Current Year



Volume by Operating Year



Species

Spruce, Fir, Jack Pine

Product

Multiple selections

SP_PROD

All

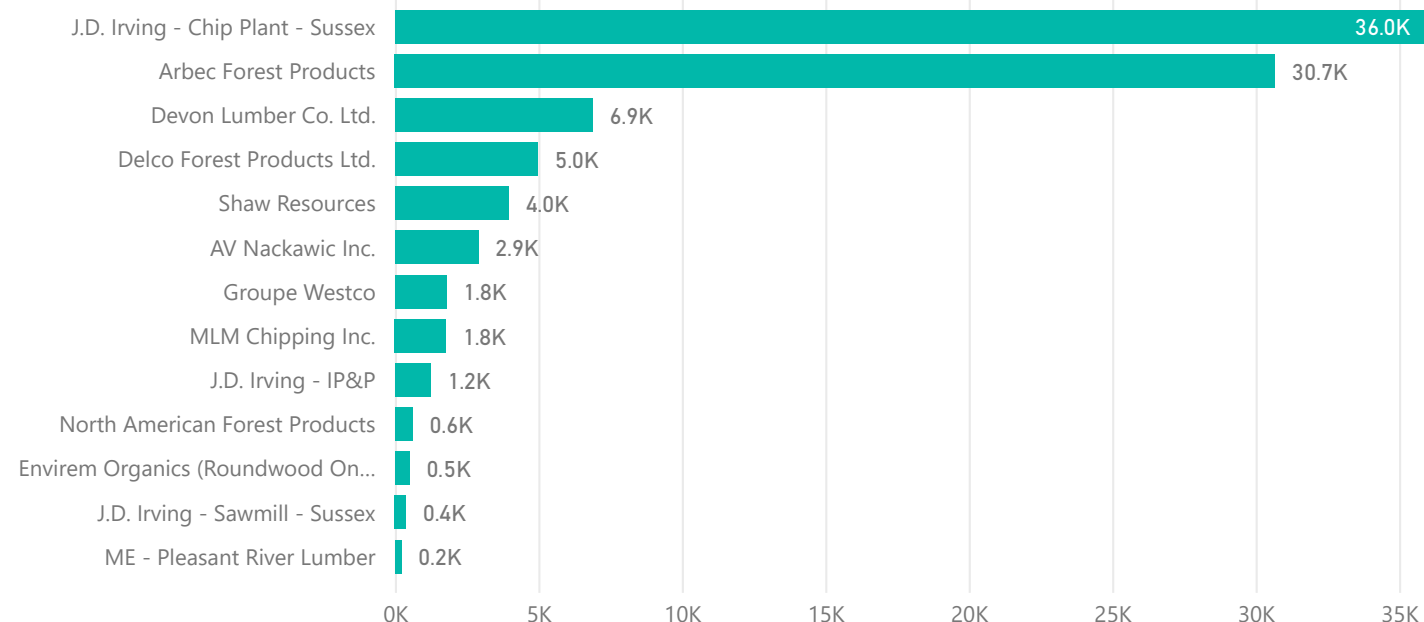
Operating Year

Multiple selections

Month

Multiple selections

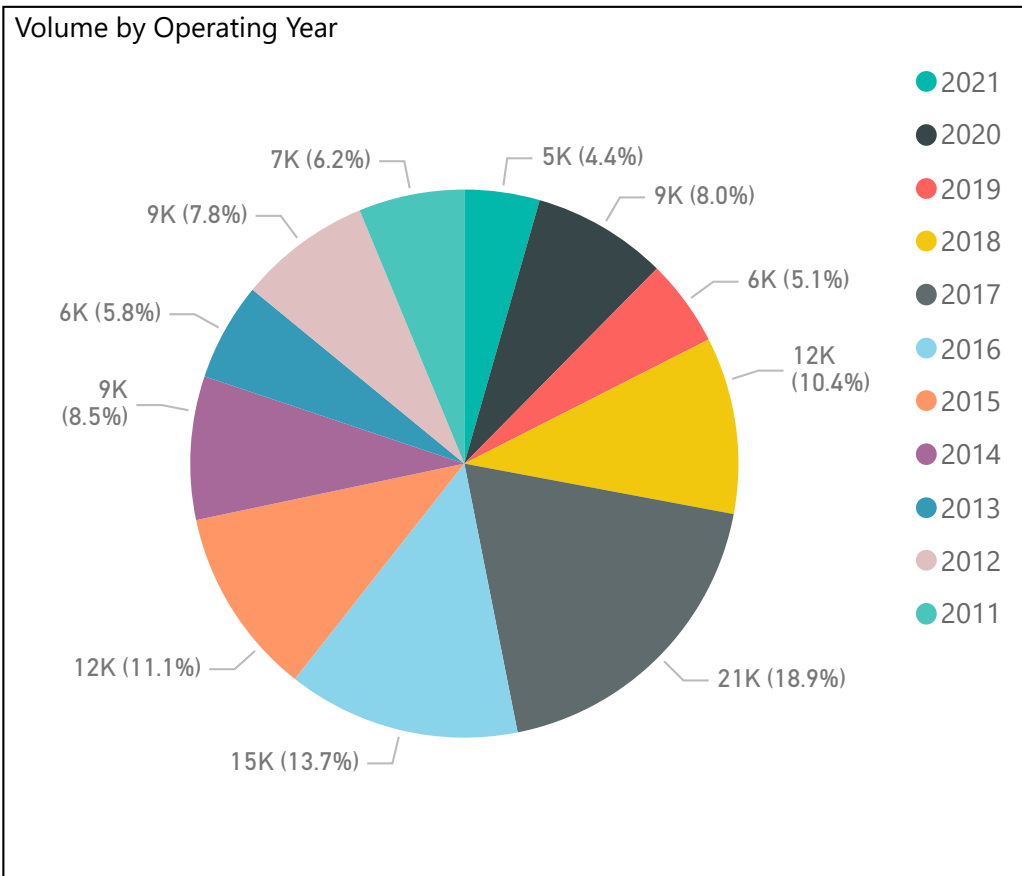
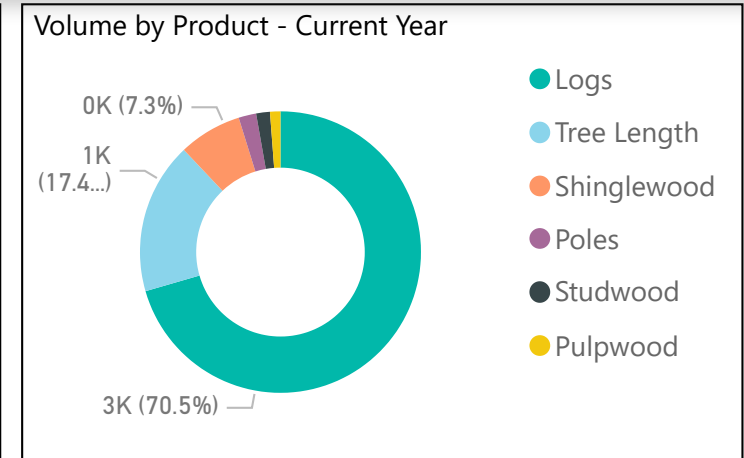
Volume by Mill - Current Year



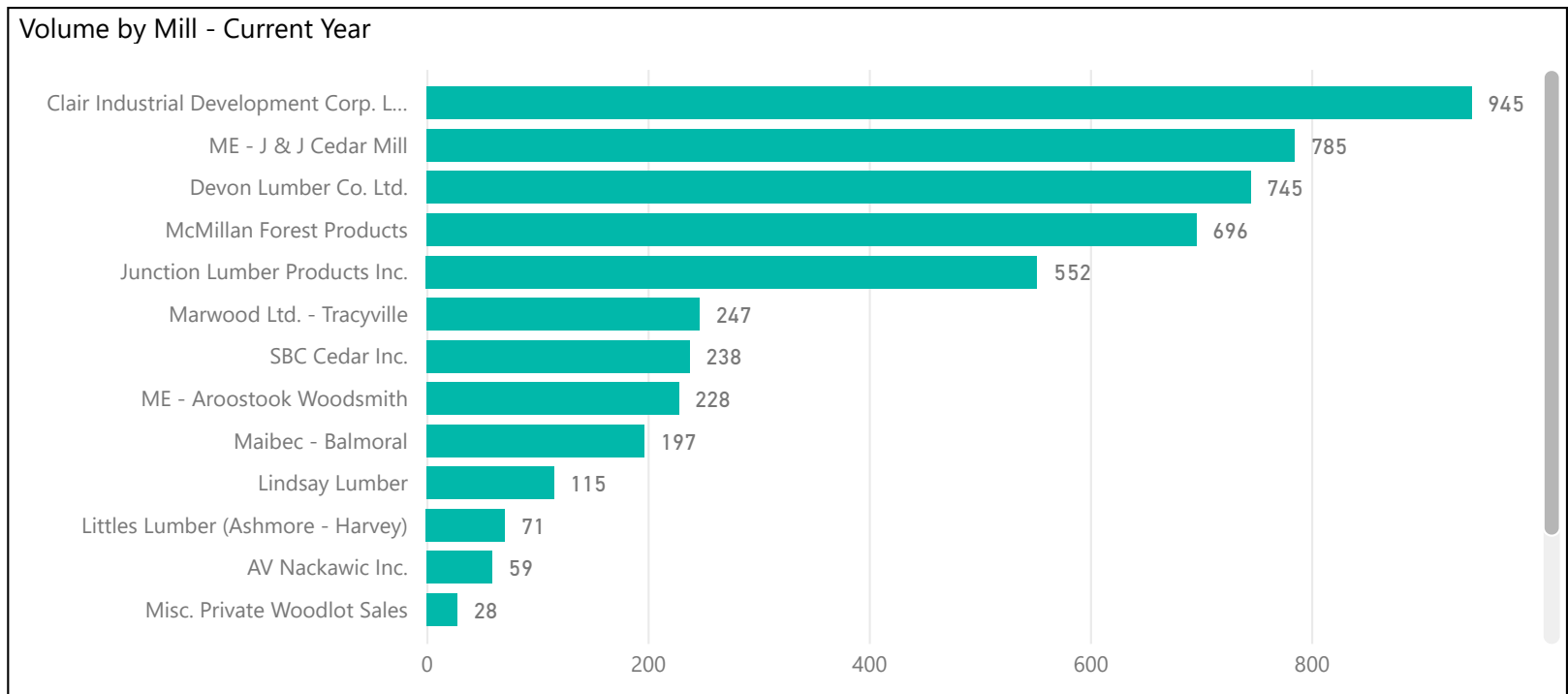
Average Volume
10.11K

Q2 Volume Comparisons - Cedar Volume (Apr - Sep)

| Operating Year | 2011 | 2012 | 2013 | 2014 | 2015 | 2016 | 2017 | 2018 | 2019 | 2020 | 2021 | Total |
|----------------|-------------|-------------|-------------|-------------|--------------|--------------|--------------|--------------|-------------|-------------|-------------|----------------|
| Wood Source | Volume | Volume | Volume | Volume | Volume | Volume | Volume | Volume | Volume | Volume | Volume | Average Volume |
| CVC | 884 | 1628 | 649 | 1432 | 5175 | 5490 | 4985 | 4141 | 2083 | 1443 | 1189 | 2,645 |
| MAD | 1123 | 1142 | 1884 | 1172 | 2625 | 2424 | 1795 | 3256 | 1208 | 759 | 1685 | 1,734 |
| NSH | 664 | 1634 | 443 | 301 | 196 | 199 | 1301 | 395 | 342 | 82 | 480 | 549 |
| NTH | | 309 | 97 | 122 | | 352 | 180 | 780 | 445 | 1093 | 239 | 402 |
| SENB | | | | 47 | | 43 | | 979 | 311 | 2073 | 77 | 588 |
| SNB | 457 | 89 | 489 | 2065 | 887 | 1461 | 596 | 81 | 151 | 1361 | 246 | 717 |
| YSC | 3804 | 3892 | 2871 | 4268 | 3438 | 5291 | 12189 | 1967 | 1150 | 2040 | 1016 | 3,811 |
| Total | 6932 | 8694 | 6433 | 9407 | 12321 | 15260 | 21046 | 11599 | 5690 | 8851 | 4932 | 10,106 |



Species: Cedar
 Product: All
 SP_PROD: All
 Operating Year: Multiple selections
 Month: Multiple selections

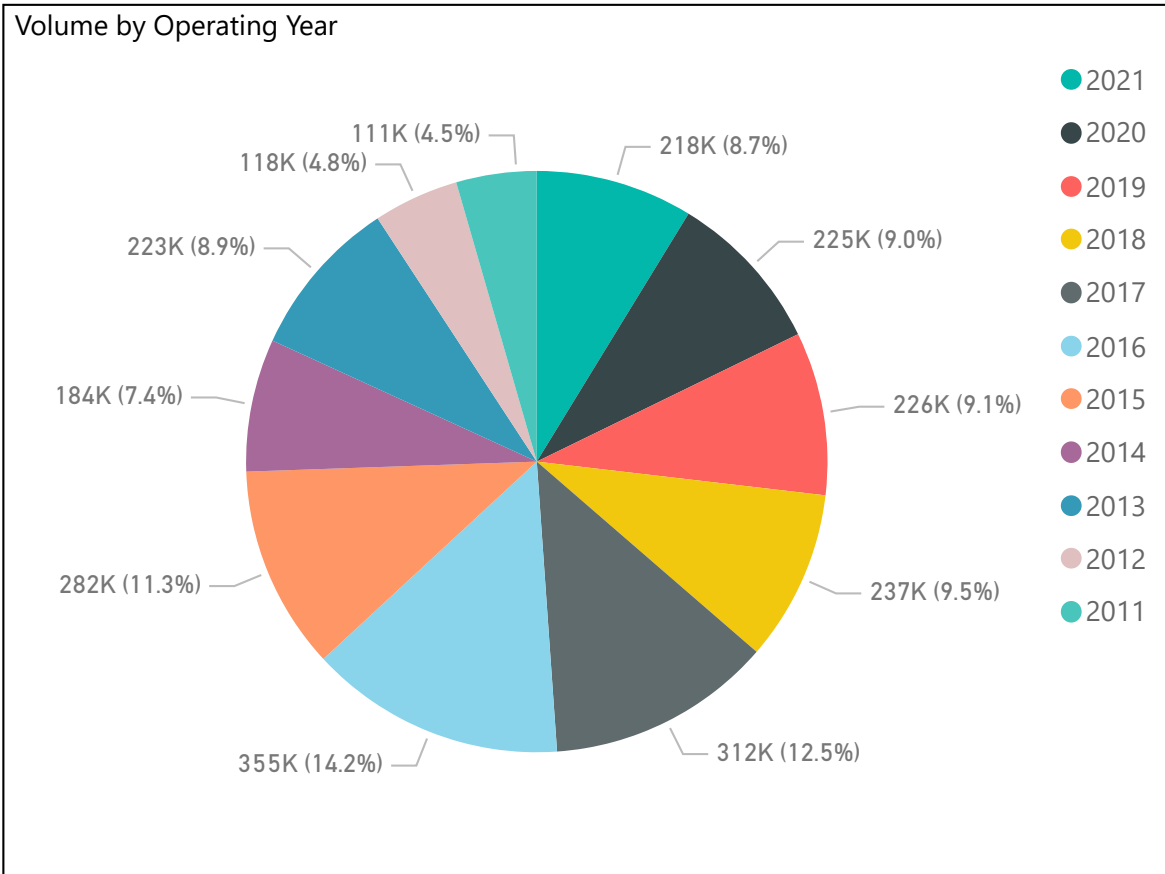
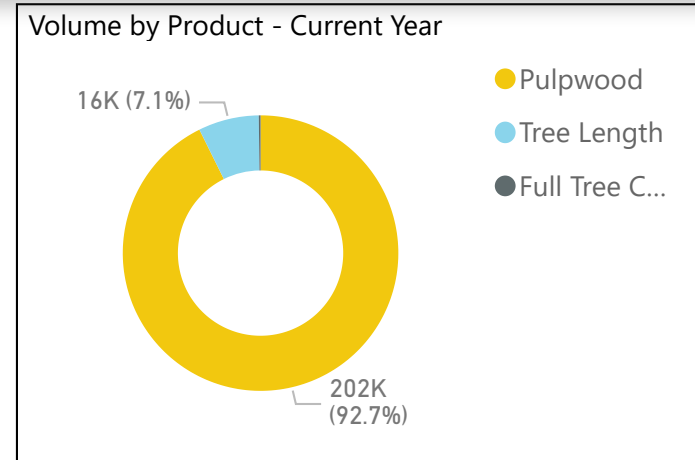


Average Volume

226.63K

Q2 Volume Comparisons - Hardwood Pulpwood Volume (Apr - Sep)

| Operating Year | 2011 | 2012 | 2013 | 2014 | 2015 | 2016 | 2017 | 2018 | 2019 | 2020 | 2021 | Total |
|----------------|---------------|---------------|---------------|---------------|---------------|---------------|---------------|---------------|---------------|---------------|---------------|----------------|
| Wood Source | Volume | Volume | Volume | Volume | Volume | Volume | Volume | Volume | Volume | Volume | Volume | Average Volume |
| CVC | 28035 | 31353 | 44204 | 28259 | 69325 | 74367 | 51885 | 52569 | 36491 | 28493 | 42497 | 44,316 |
| MAD | 11958 | 8684 | 21962 | 12557 | 41166 | 42662 | 62481 | 21494 | 9826 | 12412 | 22377 | 24,325 |
| NSH | 19962 | 12587 | 47506 | 40258 | 31678 | 36766 | 36061 | 17765 | 16465 | 14590 | 25509 | 27,195 |
| NTH | 1796 | 6296 | 13547 | 13030 | 18835 | 27728 | 24977 | 30905 | 35352 | 36054 | 26362 | 21,353 |
| SENB | 9357 | 15851 | 34950 | 23016 | 29450 | 25032 | 18038 | 30494 | 48985 | 29480 | 39685 | 27,667 |
| SNB | 19796 | 20691 | 30020 | 29174 | 34587 | 30060 | 45197 | 47033 | 25918 | 49963 | 36258 | 33,518 |
| YSC | 20560 | 22996 | 30777 | 37762 | 57442 | 118147 | 73792 | 36635 | 53204 | 54264 | 25236 | 48,256 |
| Total | 111464 | 118458 | 222966 | 184056 | 282483 | 354762 | 312431 | 236895 | 226241 | 225256 | 217924 | 226,631 |



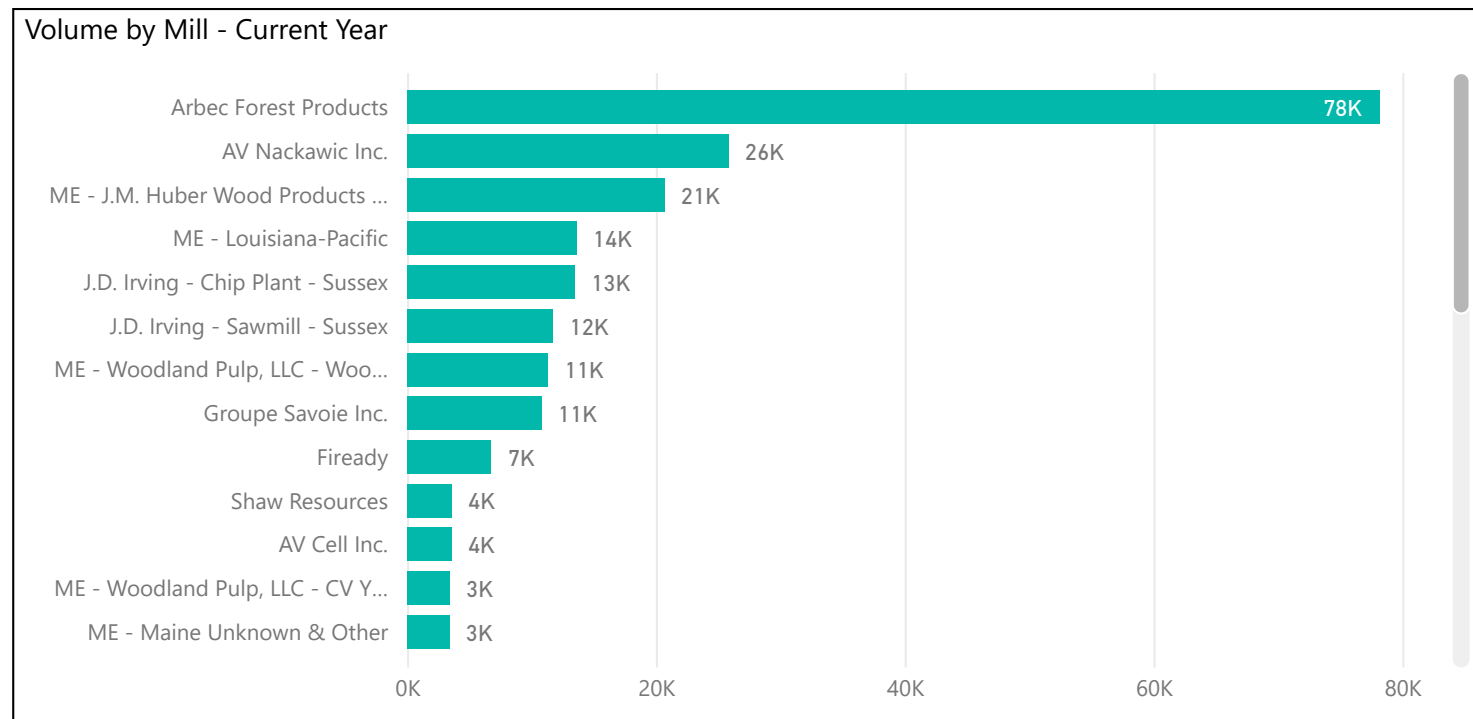
Species:

Product:

SP_PROD:

Operating Year:

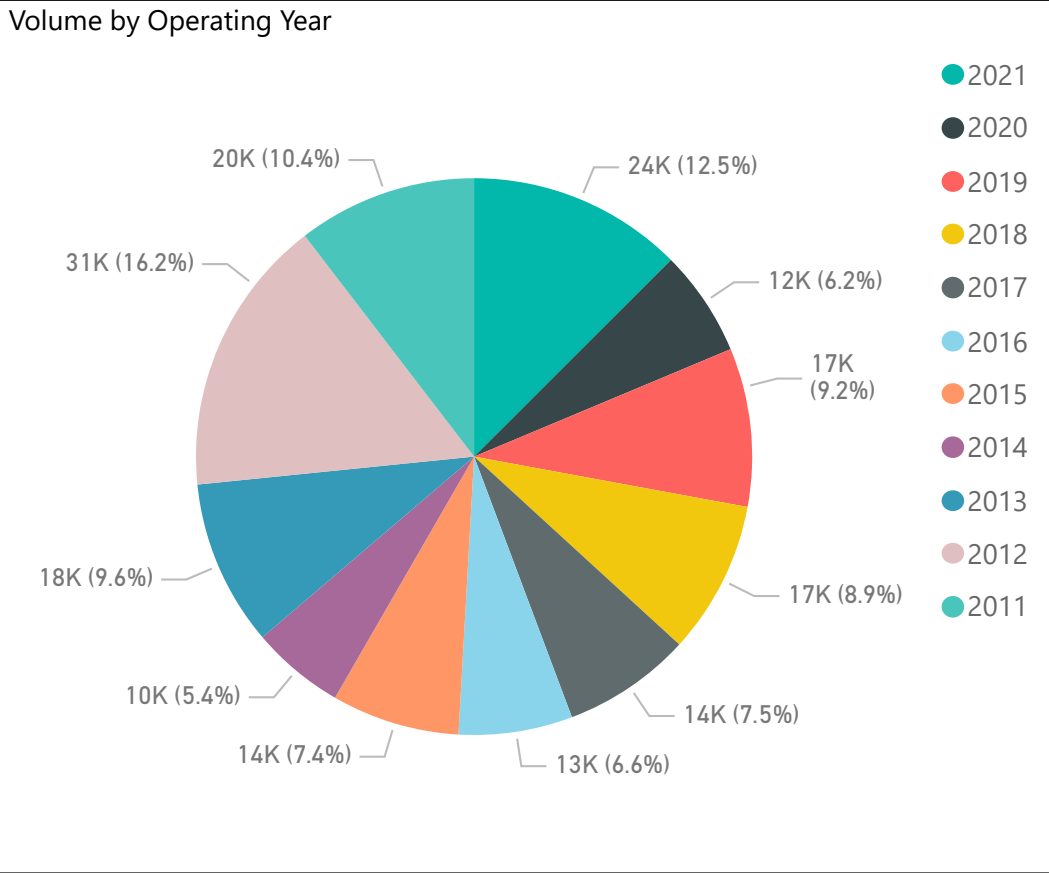
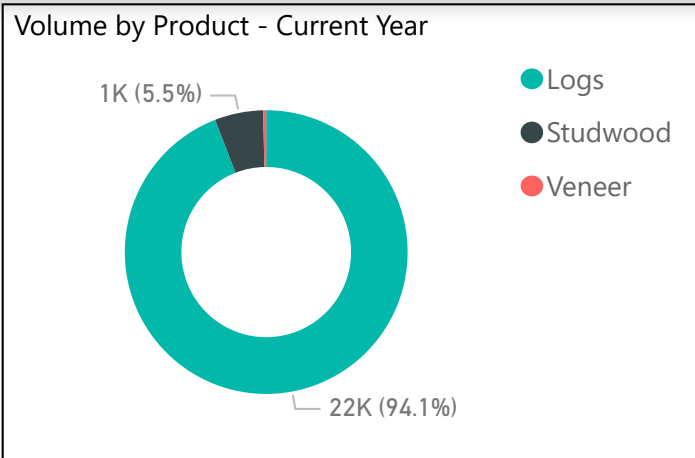
Month:



Average Volume
17.27K

Q2 Volume Comparisons - Hardwood Sawmill Volume (Apr - Sep)

| Operating Year | 2011 | 2012 | 2013 | 2014 | 2015 | 2016 | 2017 | 2018 | 2019 | 2020 | 2021 | Total |
|----------------|--------------|--------------|--------------|--------------|--------------|--------------|--------------|--------------|--------------|--------------|--------------|----------------|
| Wood Source | Volume | Volume | Volume | Volume | Volume | Volume | Volume | Volume | Volume | Volume | Volume | Average Volume |
| CVC | 577 | 615 | 2496 | 2610 | 3418 | 981 | 406 | 2317 | 1221 | 960 | 7473 | 2,098 |
| MAD | 8060 | 13717 | 5920 | 3735 | 2686 | 5736 | 1808 | 7948 | 5676 | 3376 | 7374 | 6,003 |
| NSH | 10852 | 16199 | 8631 | 3551 | 6843 | 3780 | 10841 | 4959 | 5875 | 1899 | 5541 | 7,179 |
| NTH | 56 | 13 | 1010 | 32 | 40 | | | 221 | 303 | 155 | 59 | 210 |
| SENB | | | 38 | | 62 | 38 | 196 | 378 | 1623 | 3376 | 1956 | 958 |
| SNB | 100 | 97 | 38 | 310 | 657 | 840 | 377 | 603 | 560 | 440 | 740 | 433 |
| YSC | 144 | 98 | 160 | 77 | 421 | 1196 | 590 | 468 | 2224 | 1521 | 633 | 685 |
| Total | 19789 | 30739 | 18293 | 10315 | 14127 | 12571 | 14218 | 16894 | 17482 | 11727 | 23776 | 17,266 |



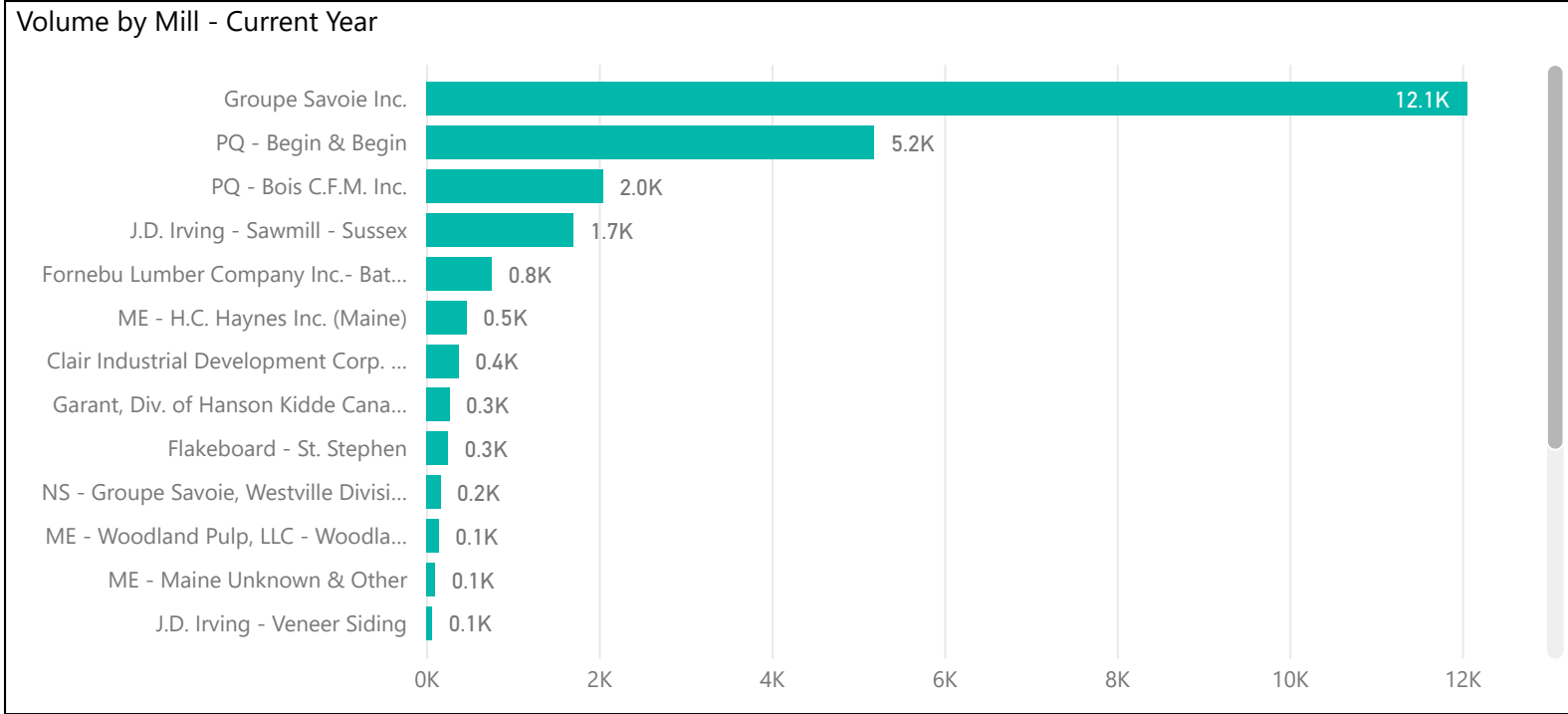
Species:

Product:

SP_PROD:

Operating Year:

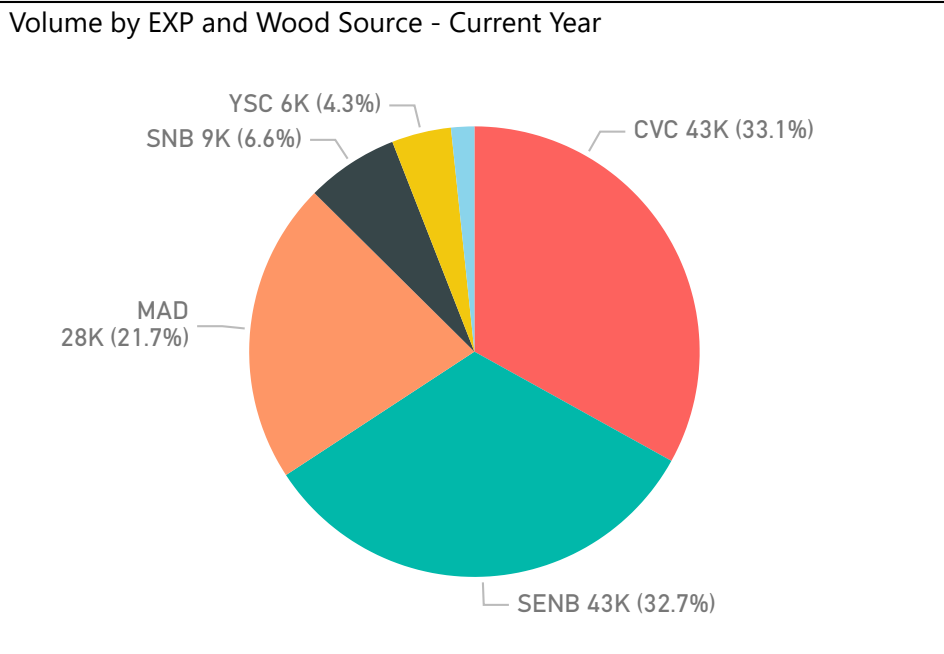
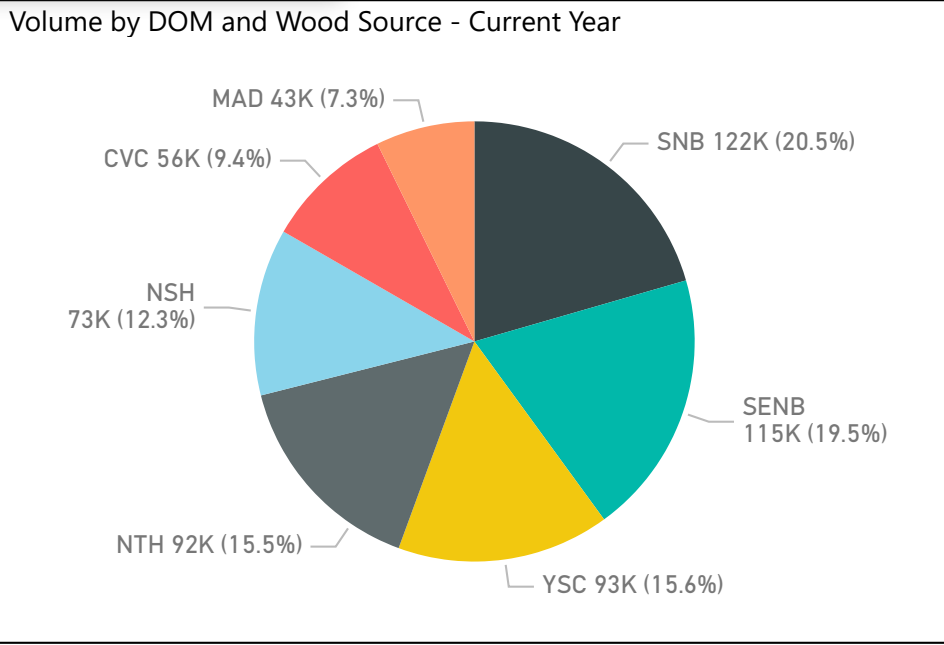
Month:



Q2 Volume Comparisons - Species/Product Dom/Exp Summary (Apr - Sep)

Operating Year Month

| SP_PROD | DOM/EXP | 2011 | 2012 | 2013 | 2014 | 2015 | 2016 | 2017 | 2018 | 2019 | 2020 | 2021 | Total |
|--------------|--------------|---------------|---------------|---------------|---------------|---------------|----------------|---------------|---------------|---------------|---------------|---------------|----------------|
| CEDSAW | EXP | 99 | 146 | 381 | 565 | 1310 | 5768 | 5169 | 1963 | 2028 | 1484 | 1028 | 19941 |
| | DOM | 6833 | 8548 | 6052 | 8842 | 11011 | 9492 | 15877 | 9636 | 3662 | 7367 | 3904 | 91224 |
| | Total | 6932 | 8694 | 6433 | 9407 | 12321 | 15260 | 21046 | 11599 | 5690 | 8851 | 4932 | 111165 |
| HWDPW | EXP | 27488 | 36618 | 58139 | 31224 | 107216 | 115485 | 141337 | 90241 | 53411 | 54039 | 59069 | 774267 |
| | DOM | 83976 | 81840 | 164827 | 152832 | 175267 | 239277 | 172559 | 146682 | 172830 | 171217 | 158883 | 1720190 |
| | Total | 111464 | 118458 | 222966 | 184056 | 282483 | 354762 | 313896 | 236923 | 226241 | 225256 | 217952 | 2494457 |
| HWDSL | EXP | 12337 | 21580 | 7683 | 3380 | 4513 | 6210 | 2798 | 9441 | 7180 | 3360 | 8200 | 86682 |
| | DOM | 7452 | 9159 | 10610 | 6935 | 9614 | 6361 | 11420 | 7473 | 10302 | 8367 | 15594 | 103287 |
| | Total | 19789 | 30739 | 18293 | 10315 | 14127 | 12571 | 14218 | 16914 | 17482 | 11727 | 23794 | 189969 |
| MXDBM | EXP | | | | | | | | | 69 | | | 69 |
| | DOM | | | | | | 269 | | | 386 | | 1489 | 2144 |
| | Total | | | | | | 269 | | | 455 | | 1489 | 2213 |
| OSRWB | EXP | 86 | 300 | 149 | 69 | 29 | | | | 262 | | | 895 |
| | DOM | 391 | 95 | 312 | 1438 | 2696 | 2235 | 1522 | 385 | 951 | 456 | 788 | 11269 |
| | Total | 477 | 395 | 461 | 1507 | 2725 | 2235 | 1522 | 385 | 1213 | 456 | 788 | 12164 |
| OSSL | EXP | | | | 71 | | 317 | 26 | 958 | 445 | 214 | | 2031 |
| | DOM | 1596 | 703 | 2645 | 2500 | 3128 | 6134 | 3147 | 5271 | 2980 | 2260 | 1409 | 31773 |
| | Total | 1596 | 703 | 2645 | 2571 | 3128 | 6451 | 3173 | 6229 | 3425 | 2474 | 1409 | 33804 |
| PISL | EXP | | | | | | | | | | 65 | | 65 |
| | DOM | 1677 | 1403 | 6366 | 4307 | 4895 | 8355 | 6615 | 6024 | 7298 | 5966 | 5733 | 58639 |
| | Total | 1677 | 1403 | 6366 | 4307 | 4895 | 8355 | 6615 | 6024 | 7298 | 6031 | 5733 | 58704 |
| SPFRWB | EXP | 29223 | 11570 | 10714 | 24793 | 9397 | 1484 | 995 | 2250 | 18941 | 4340 | 1455 | 115162 |
| | DOM | 104319 | 73494 | 161382 | 124537 | 169333 | 160599 | 100942 | 129299 | 137677 | 120509 | 92348 | 1374439 |
| | Total | 133542 | 85064 | 172096 | 149330 | 178730 | 162083 | 101937 | 131549 | 156618 | 124849 | 93803 | 1489601 |
| SPFSL | EXP | 89 | 199 | 311 | 6353 | 5131 | 4801 | 7761 | 13264 | 7312 | 635 | 10947 | 56803 |
| | DOM | 53057 | 61825 | 77505 | 88357 | 131095 | 124276 | 105827 | 108454 | 111739 | 122628 | 95748 | 1080511 |
| | Total | 53146 | 62024 | 77816 | 94710 | 136226 | 129077 | 113588 | 121718 | 119051 | 123263 | 106695 | 1137314 |
| SPFST | EXP | | 1353 | 6289 | 14390 | 17731 | 22066 | 13484 | 17016 | 23411 | 10186 | 42565 | 168491 |
| | DOM | 104158 | 131373 | 184708 | 170889 | 228459 | 286124 | 227244 | 240031 | 254334 | 272286 | 214574 | 2314180 |
| | Total | 104158 | 132726 | 190997 | 185279 | 246190 | 308190 | 240728 | 257047 | 277745 | 282472 | 257139 | 2482671 |
| SPFTL | EXP | | | 139 | 2796 | | 5897 | 12681 | 14962 | 5777 | 4460 | 7333 | 54045 |
| | DOM | | | 7067 | 6755 | 13076 | 15749 | 12433 | 1820 | 2797 | 507 | 2203 | 62407 |
| | Total | | | 7206 | 9551 | 13076 | 21646 | 25114 | 16782 | 8574 | 4967 | 9536 | 116452 |
| Total | | 432781 | 440206 | 705279 | 651033 | 893901 | 1020899 | 841837 | 805170 | 823792 | 790346 | 723270 | 8128514 |



Summary of Annual Production

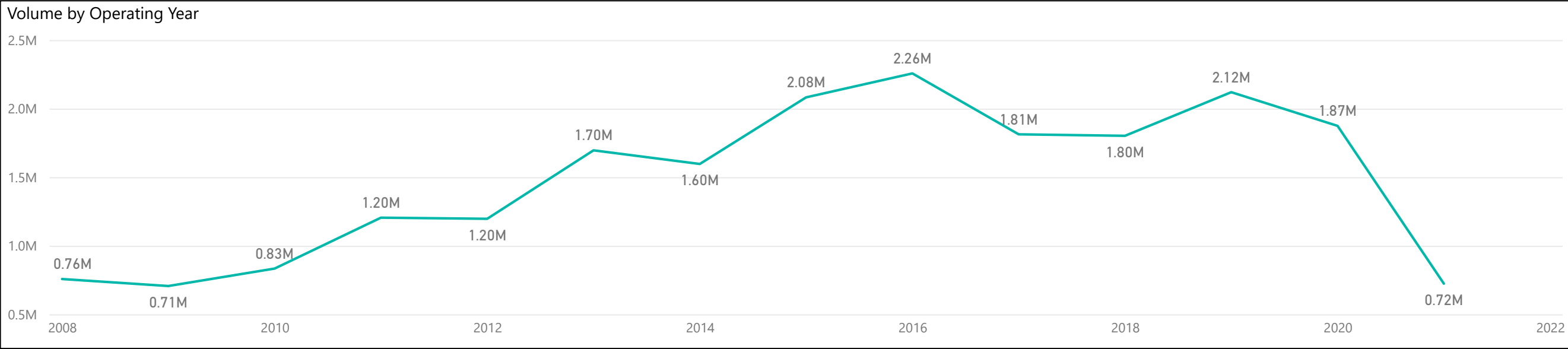
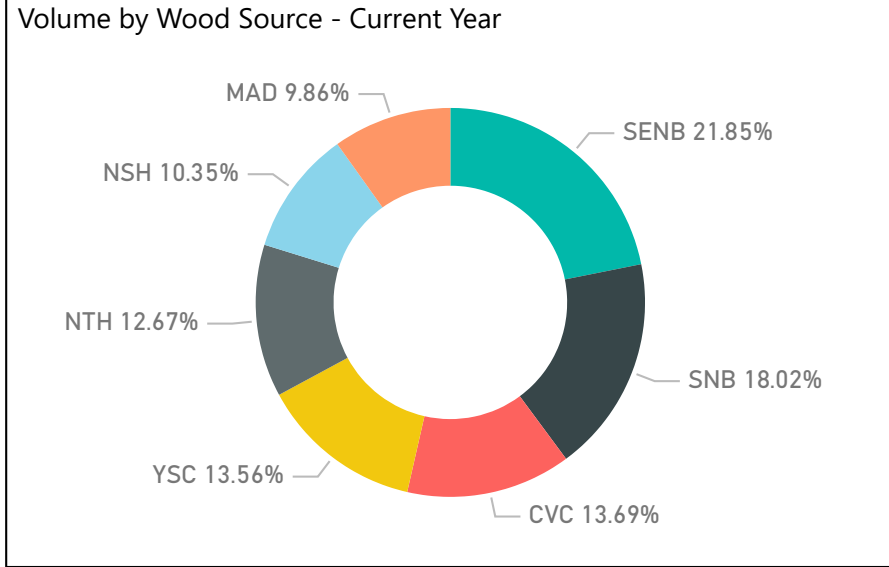
| Operating Year | CVC | MAD | NSH | NTH | SENB | SNB | YSC | Total |
|----------------|----------------|----------------|----------------|----------------|----------------|----------------|----------------|-----------------|
| 2008 | 132665 | 148716 | 104143 | 20477 | 108324 | 121224 | 121486 | 757035 |
| 2009 | 92567 | 100632 | 139472 | 19461 | 126048 | 119216 | 108574 | 705970 |
| 2010 | 169244 | 126136 | 115863 | 20724 | 114890 | 164612 | 121827 | 833296 |
| 2011 | 165709 | 144933 | 192182 | 32975 | 193601 | 327397 | 147622 | 1204419 |
| 2012 | 150064 | 195472 | 203841 | 47547 | 162532 | 292565 | 144293 | 1196314 |
| 2013 | 206627 | 207835 | 263341 | 112411 | 239035 | 420941 | 245306 | 1695496 |
| 2014 | 213787 | 164277 | 257767 | 140495 | 226079 | 354585 | 239038 | 1596028 |
| 2015 | 320691 | 239681 | 259511 | 232378 | 253282 | 431263 | 345008 | 2081814 |
| 2016 | 296232 | 265355 | 238159 | 247137 | 244664 | 505695 | 459219 | 2256461 |
| 2017 | 237470 | 191480 | 172148 | 195564 | 253310 | 404628 | 357643 | 1812243 |
| 2018 | 280469 | 152550 | 131845 | 222433 | 318224 | 422564 | 273353 | 1801438 |
| 2019 | 230150 | 143963 | 239289 | 309537 | 433342 | 440933 | 322369 | 2119583 |
| 2020 | 189199 | 154504 | 151509 | 246120 | 408950 | 463240 | 260366 | 1873888 |
| 2021 | 99019 | 71317 | 74844 | 91649 | 158037 | 130315 | 98089 | 723270 |
| Total | 2783893 | 2306851 | 2543914 | 1938908 | 3240318 | 4599178 | 3244193 | 20657255 |

Month ▼

All ▼

Operating Year ▼

All ▼



Marketing Board/Office de commercialisation des produits forestiers

| MB | English | Français |
|------|--|---|
| CVC | Carleton Victoria Marketing Board | Office de commercialisation des produits forestiers de Carleton-Victoria |
| MAD | Madawaska Marketing Board | Office de commercialisation des produits forestiers de Madawaska |
| NSH | North Shore Marketing Board | Office de commercialisation des produits forestiers du nord |
| NTH | Northumberland Marketing Board | Office de commercialisation des produits forestiers du comté de Northumberland |
| SENB | South East New Brunswick Marketing Board | Office de commercialisation des produits forestiers du sud-est du Nouveau-Brunswick |
| SNB | Southern New Brunswick Marketing Board | Office de commercialisation des produits forestiers du sud du Nouveau-Brunswick |
| YSC | York Sunbury Charlotte Marketing Board | Office de commercialisation des produits forestiers de York-Sunbury-Charlotte |

Specie/Espèce

| English | Français |
|--------------------------|---------------------------|
| Birch (Yellow and White) | Bouleau (jaune et blanc) |
| Cedar | Cèdre |
| Hemlock | Pruche |
| Mixed Hardwood | Bois dur mélangé |
| Mixed Species | Espèces mélangées |
| Poplar | Peuplier |
| Red Pine | Pin Rouge |
| Species - English | Species - French |
| Spruce, Fir, Jack Pine | Épinette, Sapin, Pin Gris |
| Tamarack (Larch) | Mélèze (Tamarack) |
| White Pine | Pin Blanc |

Product/Produit

| English | Français |
|-------------------|-------------------------|
| Full Tree Chips | Chips de l'arbre entier |
| Logs | Bûches |
| Poles | Pôles |
| Pulpwood | Bois à pâte |
| Roundwood Biomass | Biomasse de bois rond |
| Shinglewood | Bardeau |
| Studwood | Bois de colombage |
| Tree Length | Longueur de l'arbre |
| Veneer | Placage |

Species and Products Groups

| SPECIES | PRODUCT | GROUP |
|------------|----------------------|----------|
| CEDAR | SAWLOG | CEDSAW |
| CEDAR | STUD | |
| CEDAR | SHINGLEWOOD | |
| CEDAR | TREELength | |
| POPLAR | CHIPS | HWDPW |
| HARDWOOD | CHIPS | |
| HARDWOOD | PULPWOOD | |
| POPLAR | PULPWOOD | |
| HARDWOOD | SAWLOG | HWDSL |
| MIXED | BIOMASS | MXDBM |
| RED PINE | PULPWOOD | OSRWB** |
| HEMLOCK | PULPWOOD | |
| WHITE PINE | PULPWOOD | |
| TAMARACK | PULPWOOD | |
| RED PINE | SAWLOG | OSSL |
| TAMARACK | SAWLOG | |
| HEMLOCK | SAWLOG | |
| WHITE PINE | SAWLOG | PISL |
| SPF* | ROUNDWOOD BIOMASS | SPFRWB** |
| SPF* | CHIPS | |
| SPF* | PULPWOOD | |
| SPF* | SAWLOG | SPFSL |
| SPF* | STUD | SPFST |
| SPF* | TREELength | SPFTL |

* SPF = Spruce, Fir, Jack Pine

** RWB = Round wood biomass, including pulpwood and chips produced at the harvest site

Groupes d'Essences et de Produits

| ESSENCE | PRODUIT | GROUPE |
|----------------|-------------------------------------|----------|
| CÈDRE | BOIS DE SCIAGE | CEDSAW |
| CÈDRE | BOIS DE COLOMBAGE | |
| CÈDRE | BOIS À BARDEAUX | |
| CÈDRE | TRONCS ENTIERS | |
| PEUPLIER | COPEAUX | HWDPW |
| FEUILLUS | COPEAUX | |
| FEUILLUS | BOIS À PÂTE | |
| PEUPLIER | BOIS À PÂTE | |
| FEUILLUS | BOIS DE SCIAGE | HWDSL |
| MIXTE | BIOMASSE | MXDBM |
| PIN ROUGE | BOIS À PÂTE | OSRWB** |
| PRUCHE | BOIS À PÂTE | |
| PIN BLANC | BOIS À PÂTE | |
| MÉLÈZE LARICIN | BOIS À PÂTE | |
| PIN ROUGE | BOIS DE SCIAGE | OSSL |
| MÉLÈZE LARICIN | BOIS DE SCIAGE | |
| PRUCHE | BOIS DE SCIAGE | |
| PIN BLANC | BOIS DE SCIAGE | PISL |
| SPF* | BIOMASSE SOUS FORME DE BOIS ROND | SPFRWB** |
| SPF* | COPEAUX | |
| SPF* | BOIS À PÂTE | |
| SPF* | BOIS DE SCIAGE | SPFSL |
| SPF* | BOIS DE COLOMBAGE | SPFST |
| SPF* | TRONCS ENTIERS | SPFTL |

* SPF = Épinette, pin gris, sapin

** RWB = Biomasse sous forme de bois rond