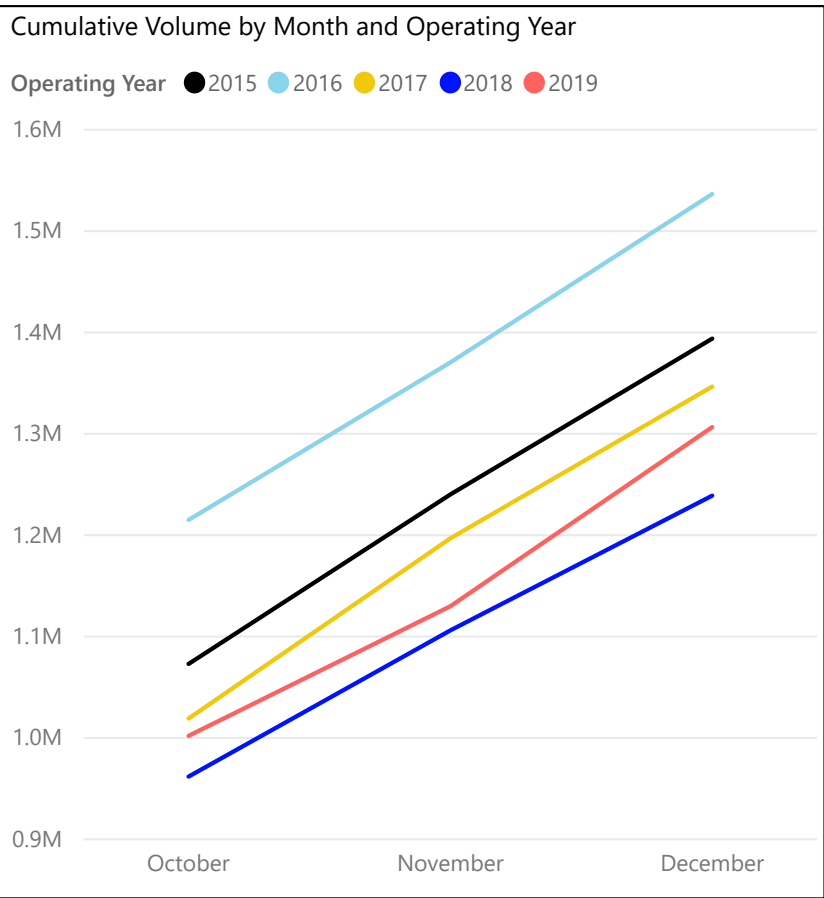
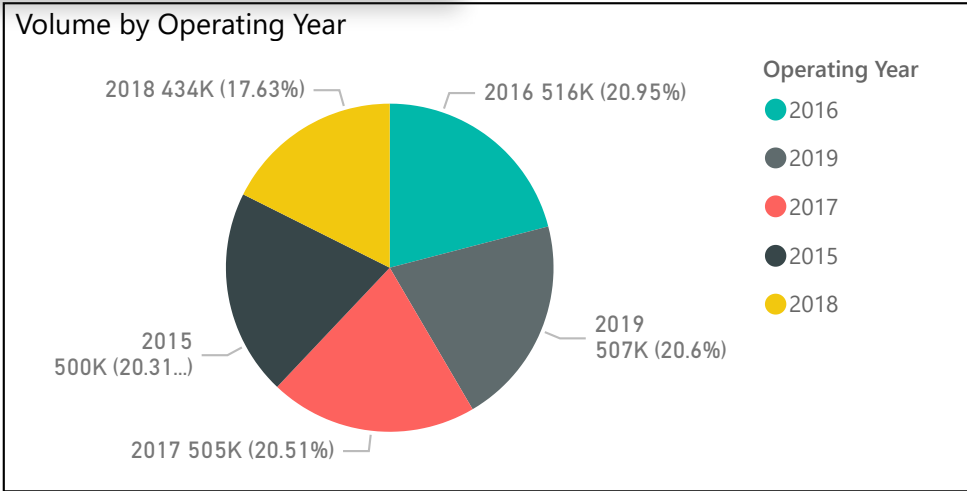


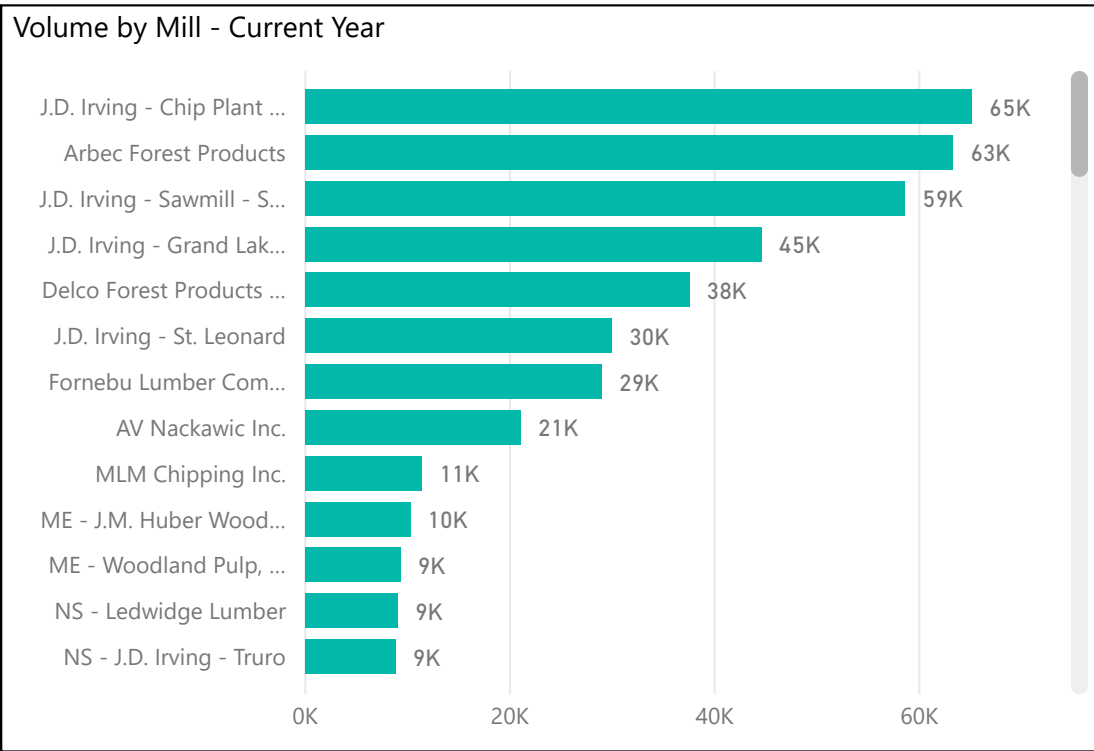
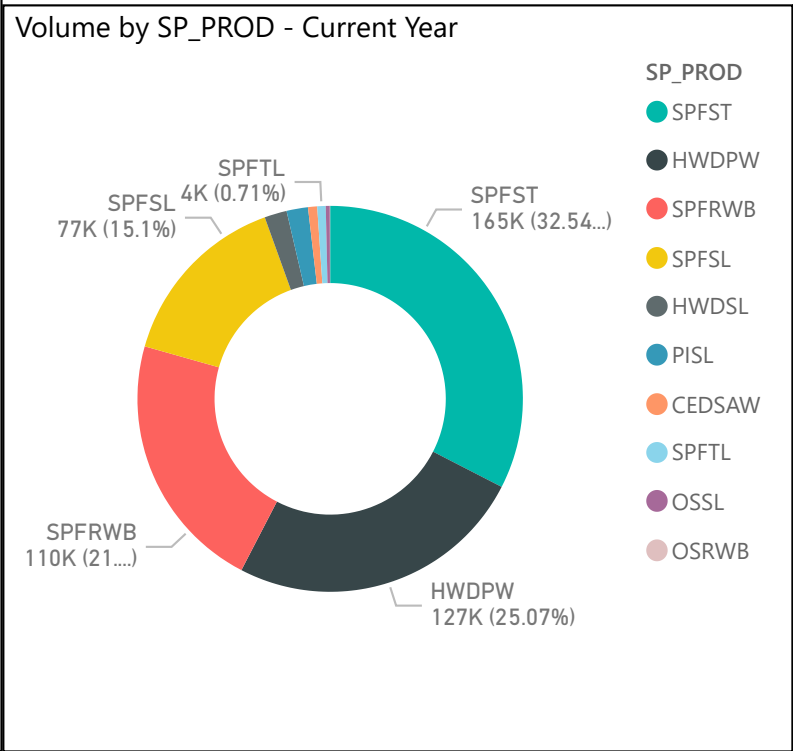
Average Volume
492.30K

2019-20 Q3 YTD Volume compared to previous Annual Volumes

| Operating Year Wood Source | 2015 Volume | 2016 Volume | 2017 Volume | 2018 Volume | 2019 Volume | Total Average ... |
|-------------------------------|----------------|----------------|----------------|----------------|----------------|----------------------|
| CVC | 84938 | 65573 | 56497 | 72084 | 50208 | 65,860.00 |
| MAD | 50318 | 65812 | 46582 | 36714 | 38401 | 47,565.40 |
| NSH | 69326 | 63460 | 55105 | 36792 | 63119 | 57,560.40 |
| NTH | 69338 | 67485 | 59475 | 56768 | 61038 | 62,820.80 |
| SENB | 66910 | 50980 | 97752 | 80582 | 99151 | 79,075.00 |
| SNB | 71727 | 107204 | 109903 | 83303 | 132926 | 101,012.60 |
| YSC | 87463 | 95221 | 79492 | 67603 | 62260 | 78,407.80 |
| Total | 500020 | 515735 | 504806 | 433846 | 507103 | 492,302.00 |



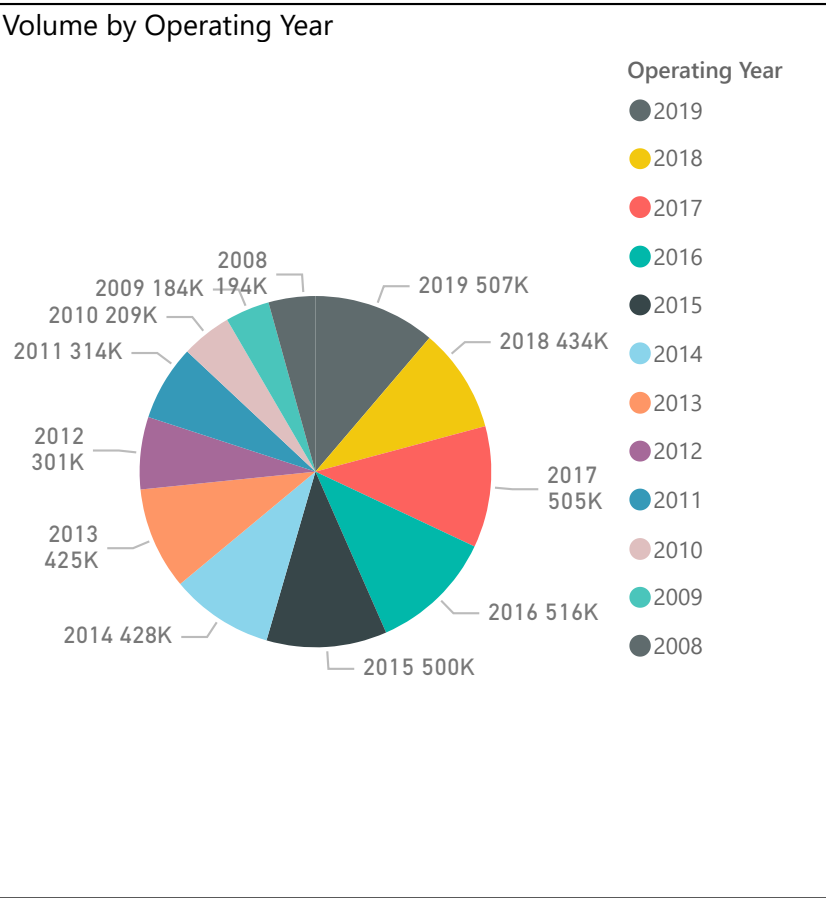
Species:
 SP_PROD:
 Operating Y...:
 Month:



Average Volume
376.45K

Q3 - YTD Volume Comparisons - Total Volume (Oct- Dec)

| Operating Year Wood Source | 2008 Volume | 2009 Volume | 2010 Volume | 2011 Volume | 2012 Volume | 2013 Volume | 2014 Volume | 2015 Volume | 2016 Volume | 2017 Volume | 2018 Volume | 2019 Volume | Total Average ... |
|-------------------------------|----------------|----------------|----------------|----------------|----------------|----------------|----------------|----------------|----------------|----------------|----------------|----------------|----------------------|
| CVC | 45008 | 28857 | 40375 | 42418 | 35835 | 54621 | 61992 | 84938 | 65573 | 56497 | 72084 | 50208 | 53,200.50 |
| MAD | 47139 | 31836 | 33483 | 50276 | 52509 | 57139 | 47319 | 50318 | 65812 | 46582 | 36714 | 38401 | 46,460.67 |
| NSH | 28210 | 45638 | 28423 | 54316 | 51408 | 73930 | 65095 | 69326 | 63460 | 55105 | 36792 | 63119 | 52,901.83 |
| NTH | 4789 | 3692 | 6704 | 8674 | 8056 | 31967 | 47102 | 69338 | 67485 | 59475 | 56768 | 61038 | 35,424.00 |
| SENB | 25179 | 21163 | 28427 | 40349 | 47189 | 59159 | 62657 | 66910 | 50980 | 97752 | 80582 | 99151 | 56,624.83 |
| SNB | 22372 | 26934 | 45439 | 87727 | 78771 | 84452 | 82976 | 71727 | 107204 | 109903 | 83303 | 132926 | 77,811.17 |
| YSC | 21762 | 25838 | 26544 | 30340 | 26898 | 64184 | 60682 | 87463 | 95221 | 79492 | 67603 | 62260 | 54,023.92 |
| Total | 194459 | 183958 | 209395 | 314100 | 300666 | 425452 | 427823 | 500020 | 515735 | 504806 | 433846 | 507103 | 376,446.92 |

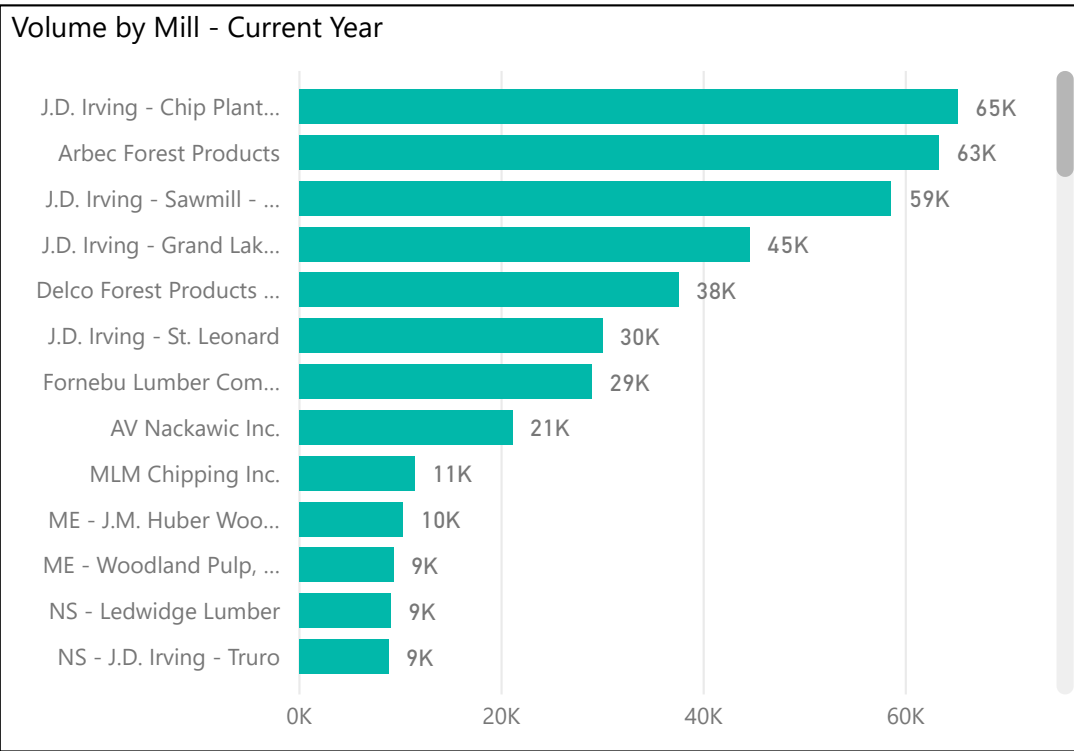
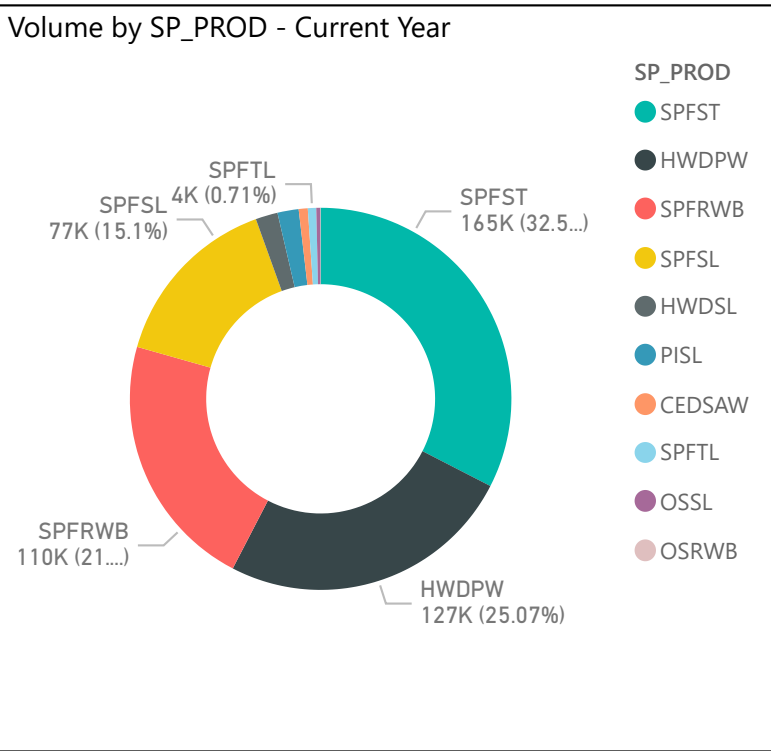


Species:

SP_PROD:

Operating Y...:

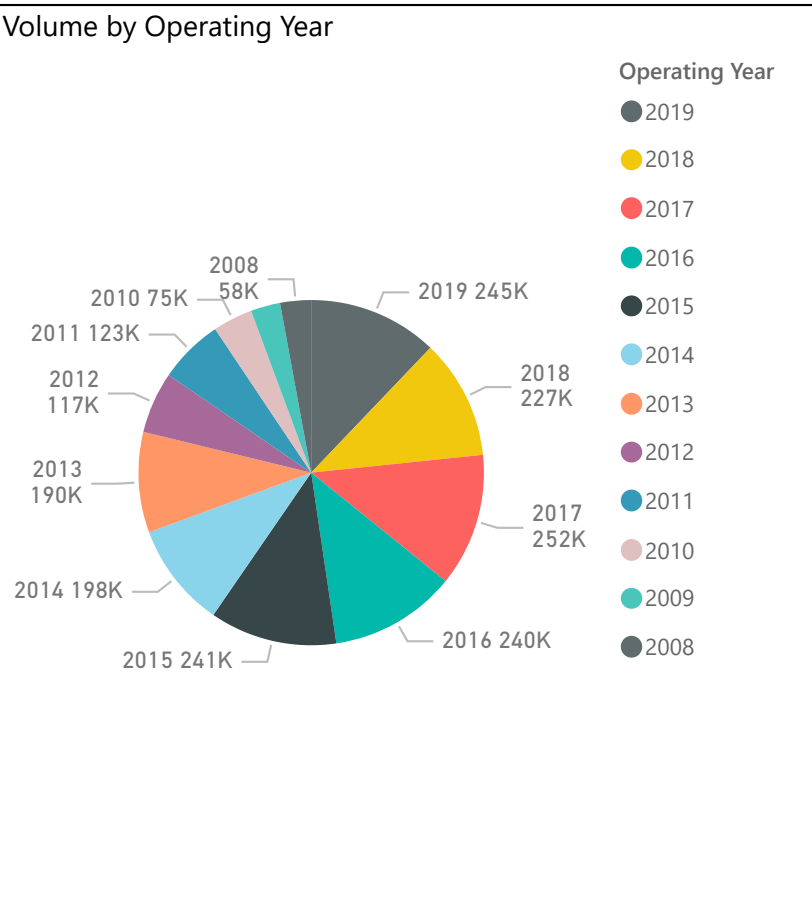
Month:



Average Volume
168.52K

Q3 - Volume Comparisons - SPF Sawmill Volume (Oct- Dec)

| Operating Year Wood Source | 2008 Volume | 2009 Volume | 2010 Volume | 2011 Volume | 2012 Volume | 2013 Volume | 2014 Volume | 2015 Volume | 2016 Volume | 2017 Volume | 2018 Volume | 2019 Volume | Total Average ... |
|-------------------------------|----------------|----------------|----------------|----------------|----------------|----------------|----------------|----------------|----------------|----------------|----------------|----------------|----------------------|
| CVC | 6931 | 7665 | 14863 | 10695 | 15229 | 22593 | 28852 | 46076 | 26585 | 24614 | 35669 | 25911 | 22,140.25 |
| MAD | 10752 | 9491 | 10957 | 20809 | 21749 | 30102 | 28396 | 24324 | 32993 | 17596 | 18612 | 19423 | 20,433.67 |
| NSH | 11530 | 14901 | 16258 | 32368 | 20024 | 41300 | 31670 | 31259 | 32535 | 29481 | 19156 | 29664 | 25,845.50 |
| NTH | 2153 | 1689 | 1966 | 3944 | 2728 | 15055 | 15486 | 27491 | 35656 | 28521 | 27935 | 25978 | 15,716.83 |
| SENB | 9270 | 9286 | 8281 | 19331 | 17282 | 29519 | 32969 | 35991 | 23934 | 54465 | 42754 | 55012 | 28,174.50 |
| SNB | 9872 | 5990 | 15964 | 26414 | 28270 | 33322 | 34942 | 42135 | 47911 | 62782 | 47466 | 61151 | 34,684.92 |
| YSC | 7964 | 6876 | 6986 | 9012 | 11228 | 18413 | 25966 | 33716 | 40044 | 34661 | 35402 | 28065 | 21,527.75 |
| Total | 58472 | 55898 | 75275 | 122573 | 116510 | 190304 | 198281 | 240992 | 239658 | 252120 | 226994 | 245204 | 168,523.42 |

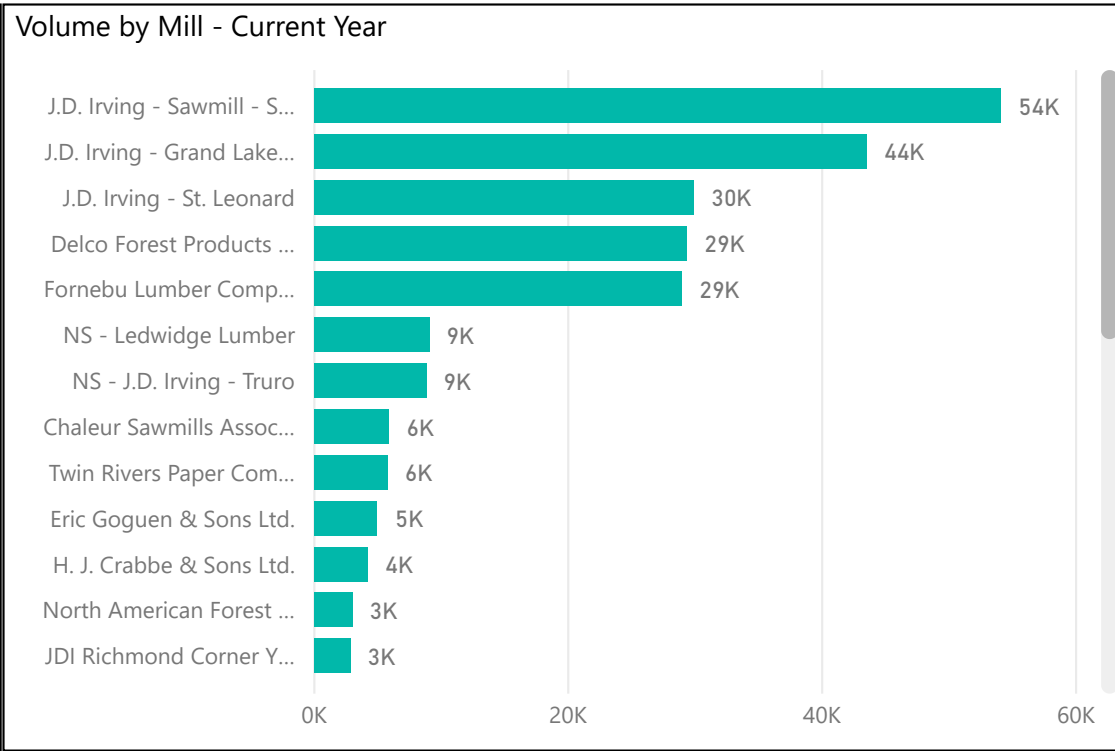
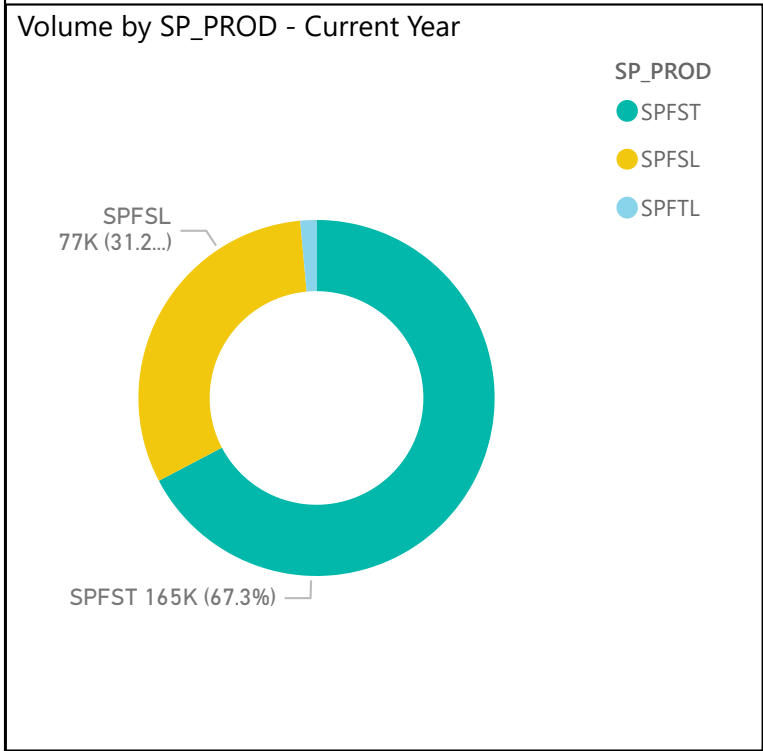


Species

SP_PROD

Operating Y...

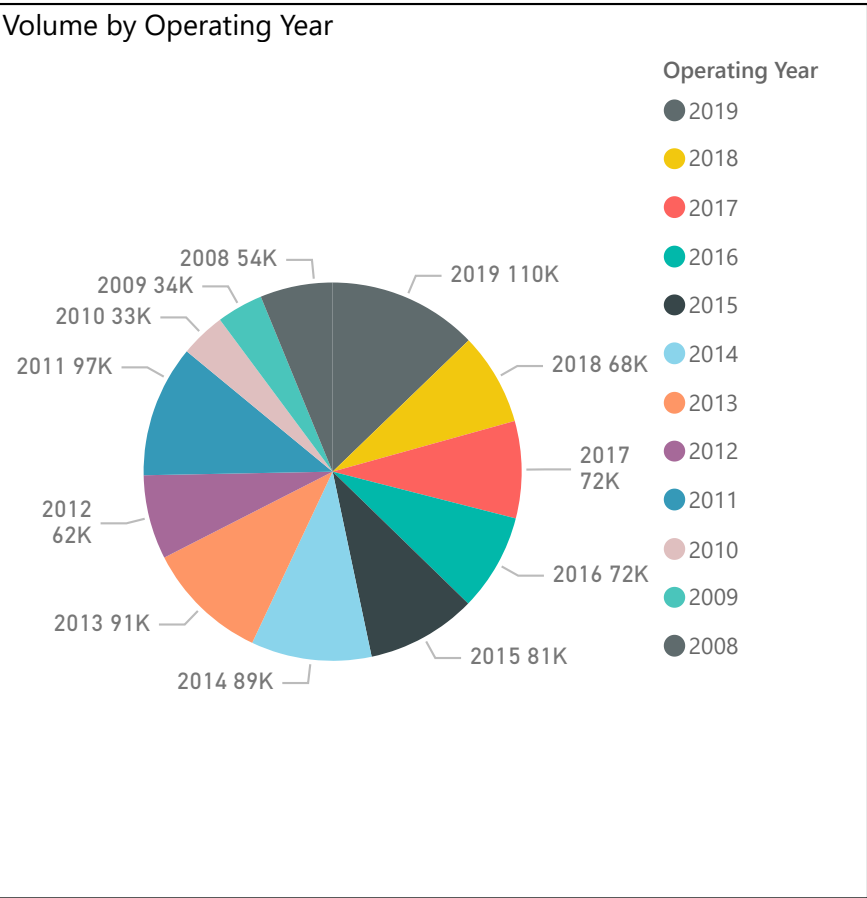
Month



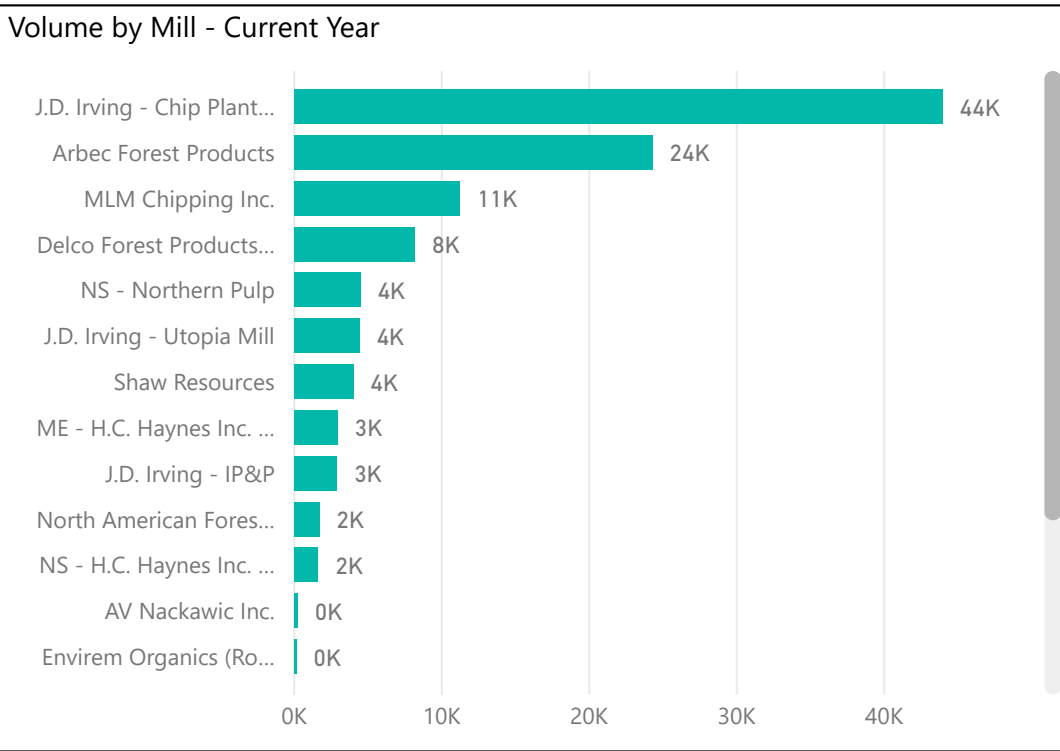
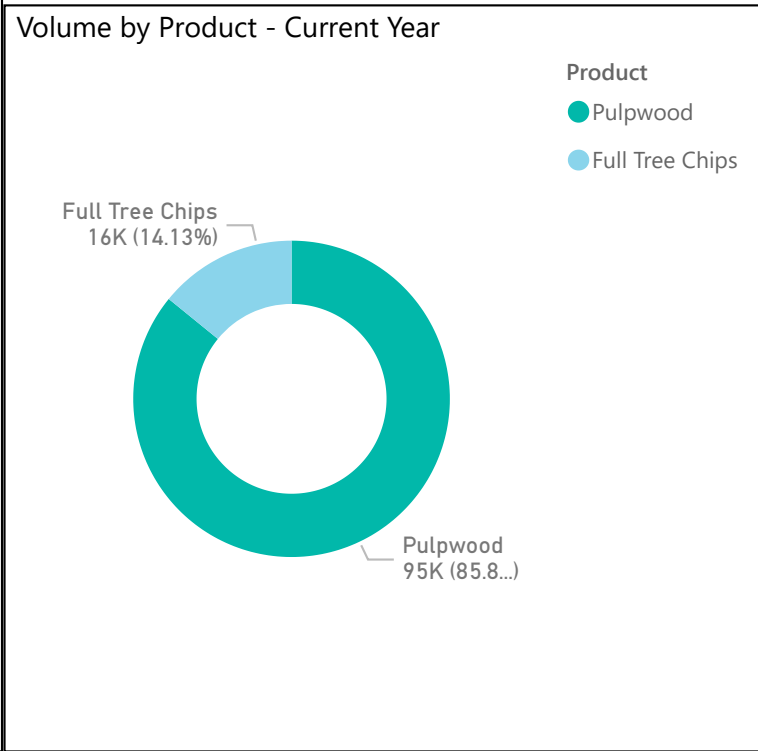
Average Volume
71.96K

Q3 - Volume Comparisons - SPF Pulpwood Volume (Oct- Dec)

| Operating Year Wood Source | 2008 Volume | 2009 Volume | 2010 Volume | 2011 Volume | 2012 Volume | 2013 Volume | 2014 Volume | 2015 Volume | 2016 Volume | 2017 Volume | 2018 Volume | 2019 Volume | Total Average ... |
|-------------------------------|----------------|----------------|----------------|----------------|----------------|----------------|----------------|----------------|----------------|----------------|----------------|----------------|----------------------|
| CVC | 6103 | 2008 | 2893 | 4222 | 4142 | 3973 | 3816 | 2865 | 1006 | 639 | 1285 | 2430 | 2,948.50 |
| MAD | 16747 | 9514 | 8325 | 10402 | 9980 | 9346 | 7033 | 3252 | 4953 | 4716 | 6794 | 8744 | 8,317.17 |
| NSH | 3633 | 6384 | 2940 | 11795 | 8674 | 9892 | 8517 | 12314 | 5501 | 6178 | 3552 | 12354 | 7,644.50 |
| NTH | 574 | 719 | 94 | 1469 | 1702 | 6119 | 12108 | 18801 | 14924 | 10439 | 12224 | 14835 | 7,834.00 |
| SENB | 13531 | 1349 | 3073 | 15335 | 8590 | 16303 | 15541 | 15882 | 7954 | 18876 | 13767 | 23857 | 12,838.17 |
| SNB | 6431 | 11303 | 14084 | 42028 | 23981 | 29180 | 29286 | 20020 | 23515 | 24788 | 22715 | 34017 | 23,445.67 |
| YSC | 6545 | 2923 | 1959 | 12101 | 5120 | 15835 | 12708 | 8141 | 13776 | 6014 | 7849 | 14153 | 8,927.00 |
| Total | 53564 | 34200 | 33368 | 97352 | 62189 | 90648 | 89009 | 81275 | 71629 | 71650 | 68186 | 110390 | 71,955.00 |



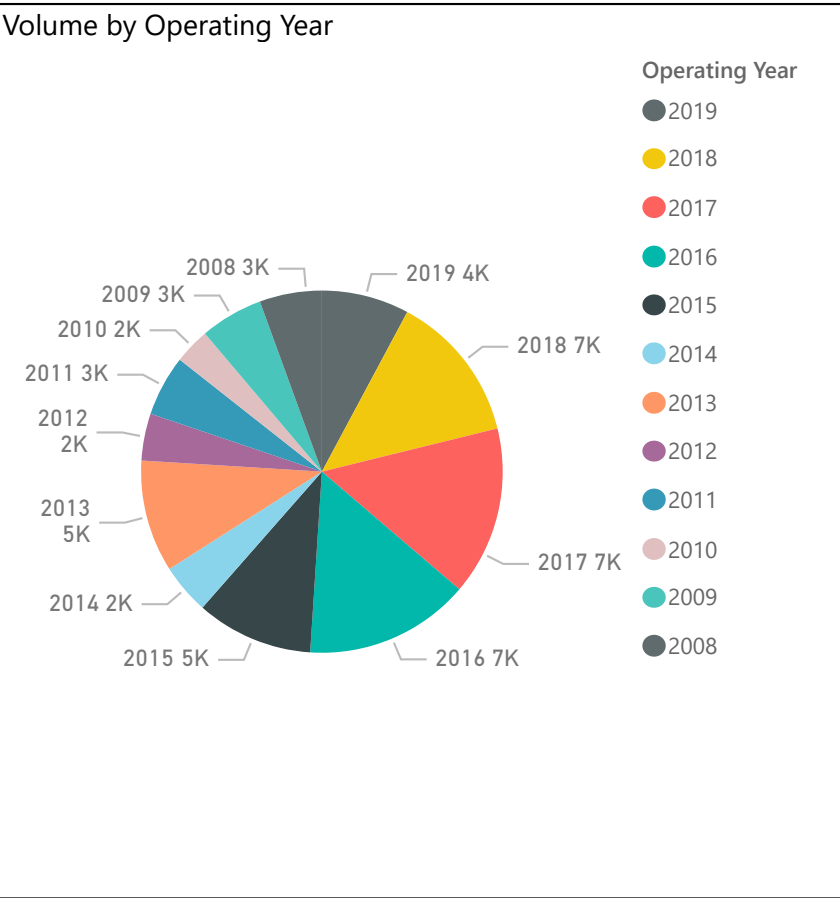
Species: Product: SP_PROD: Operating Y...: Month:



Average Volume
4.13K

Q3 - Volume Comparisons - Cedar Volume (Oct- Dec)

| Operating Year | 2008 | 2009 | 2010 | 2011 | 2012 | 2013 | 2014 | 2015 | 2016 | 2017 | 2018 | 2019 | Total |
|----------------|-------------|-------------|-------------|-------------|-------------|-------------|-------------|-------------|-------------|-------------|-------------|-------------|-----------------|
| Wood Source | Volume | Volume | Volume | Volume | Volume | Volume | Volume | Volume | Volume | Volume | Volume | Volume | Average ... |
| CVC | 1023 | 373 | 264 | 1125 | 271 | 1057 | 132 | 1649 | 2801 | 4042 | 1332 | 2147 | 1,351.33 |
| MAD | 689 | 497 | 178 | 400 | 738 | 984 | 881 | 746 | 973 | 1449 | 3512 | 532 | 964.92 |
| NSH | | | 41 | 31 | 182 | 252 | 145 | 64 | 419 | 769 | 196 | 24 | 212.30 |
| NTH | | | 36 | | | | | 573 | 20 | 181 | 151 | 351 | 218.67 |
| SENB | 272 | | | | | 235 | | 38 | | 136 | | 321 | 200.40 |
| SNB | 209 | 558 | 59 | 474 | | 56 | 194 | 129 | 438 | 179 | 212 | 296 | 254.91 |
| YSC | 571 | 1363 | 1008 | 662 | 893 | 2383 | 872 | 1986 | 2684 | 731 | 1212 | 214 | 1,214.92 |
| Total | 2764 | 2791 | 1586 | 2692 | 2084 | 4967 | 2224 | 5185 | 7335 | 7487 | 6615 | 3885 | 4,134.58 |



Species

Cedar

Product

All

SP_PROD

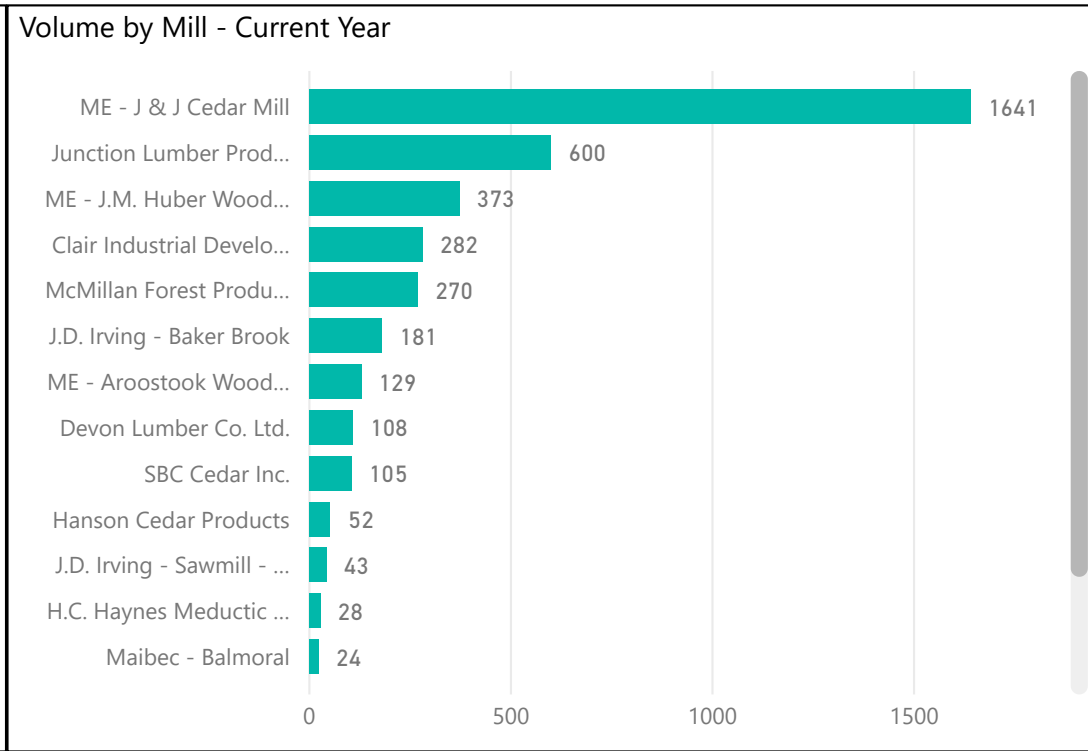
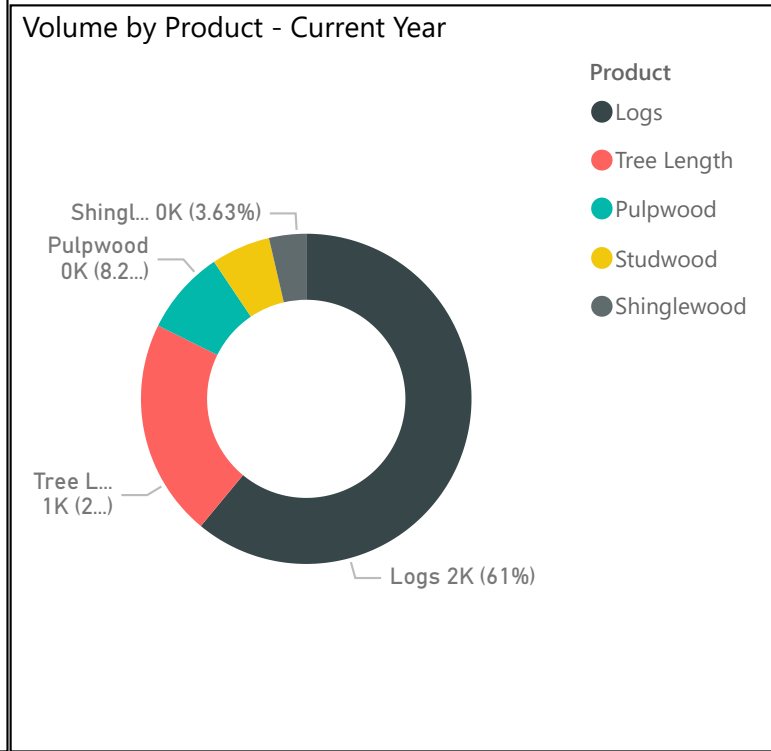
All

Operating Y...

Multiple select...

Month

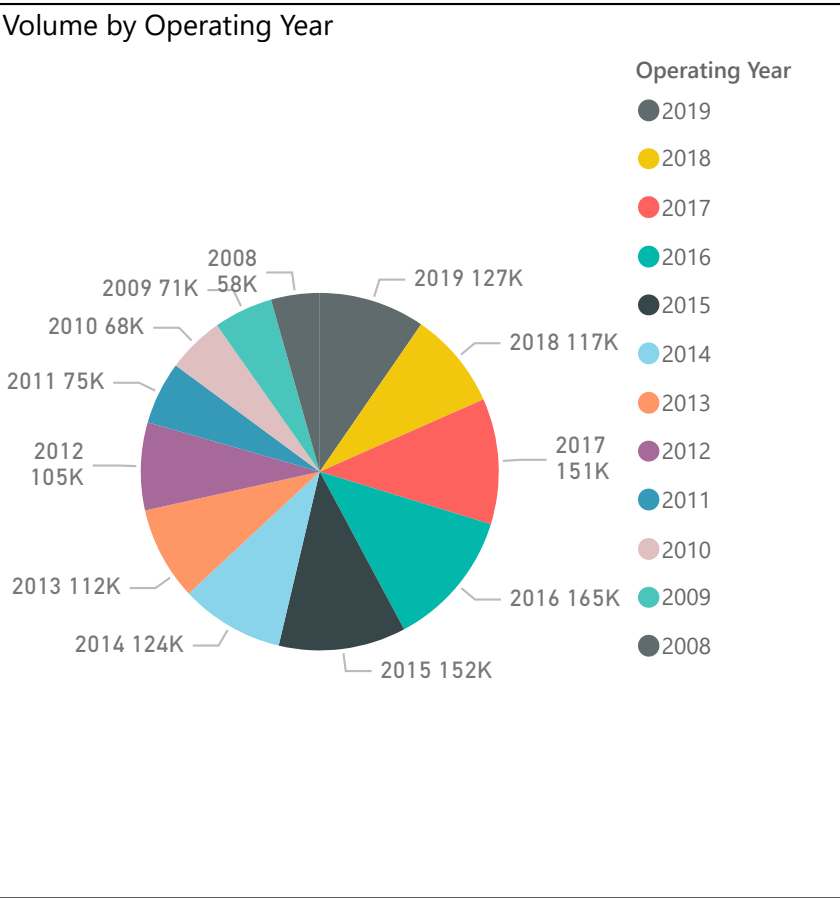
Multiple select...



Average Volume
110.50K

Q3 - Volume Comparisons - Hardwood Pulpwood Volume (Oct- Dec)

| Operating Year Wood Source | 2008 Volume | 2009 Volume | 2010 Volume | 2011 Volume | 2012 Volume | 2013 Volume | 2014 Volume | 2015 Volume | 2016 Volume | 2017 Volume | 2018 Volume | 2019 Volume | Total Average ... |
|-------------------------------|----------------|----------------|----------------|----------------|----------------|----------------|----------------|----------------|----------------|----------------|----------------|----------------|----------------------|
| CVC | 27231 | 17645 | 21205 | 25452 | 15432 | 17152 | 28267 | 33258 | 31039 | 26696 | 32468 | 18841 | 24,557.17 |
| MAD | 8340 | 7020 | 8898 | 13067 | 13729 | 11069 | 8931 | 18712 | 16898 | 20691 | 6679 | 7739 | 11,814.42 |
| NSH | 10950 | 22173 | 6075 | 5897 | 19464 | 16500 | 19921 | 20884 | 19104 | 16130 | 10202 | 16113 | 15,284.42 |
| NTH | 830 | 878 | 1063 | 844 | 2764 | 8561 | 17560 | 20544 | 16032 | 18288 | 12989 | 16945 | 9,774.83 |
| SENB | 1929 | 5425 | 6916 | 5603 | 21076 | 13074 | 14064 | 12004 | 15221 | 22831 | 23471 | 17708 | 13,276.83 |
| SNB | 3760 | 8070 | 13746 | 17377 | 24532 | 20062 | 16720 | 5918 | 31824 | 18627 | 9909 | 32279 | 16,902.00 |
| YSC | 5144 | 9680 | 10255 | 6988 | 8256 | 25627 | 18888 | 41128 | 34831 | 27636 | 20810 | 17433 | 18,889.67 |
| Total | 58184 | 70891 | 68158 | 75228 | 105253 | 112045 | 124351 | 152448 | 164949 | 150899 | 116528 | 127058 | 110,499.33 |



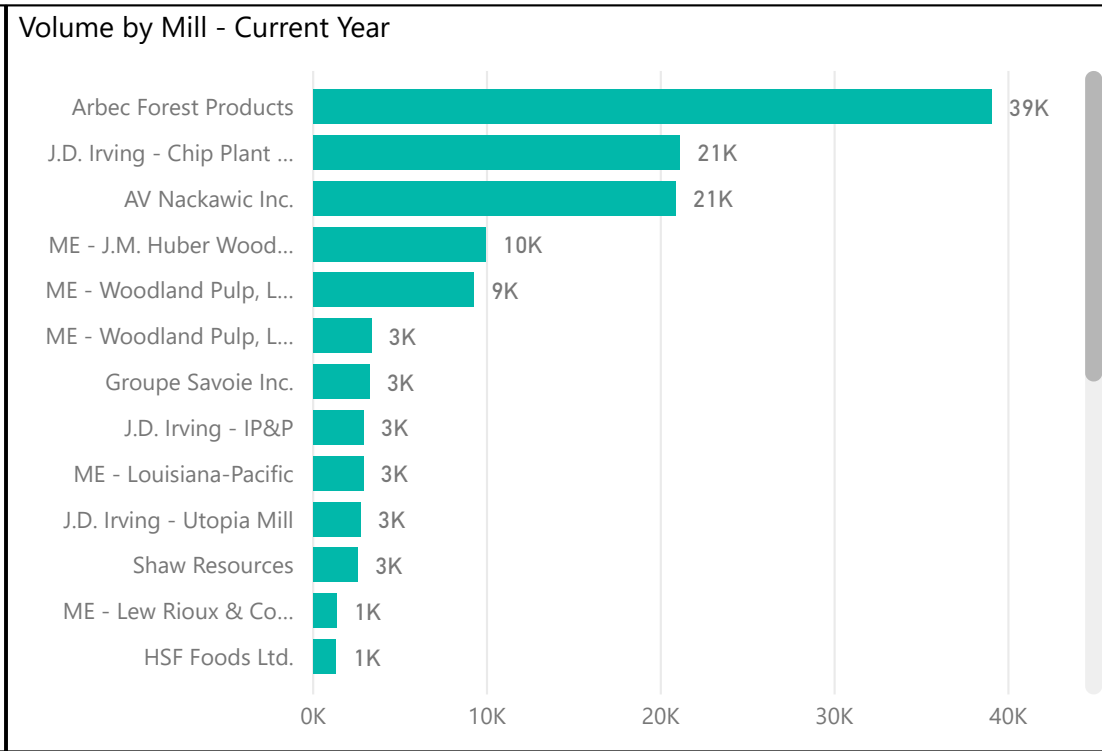
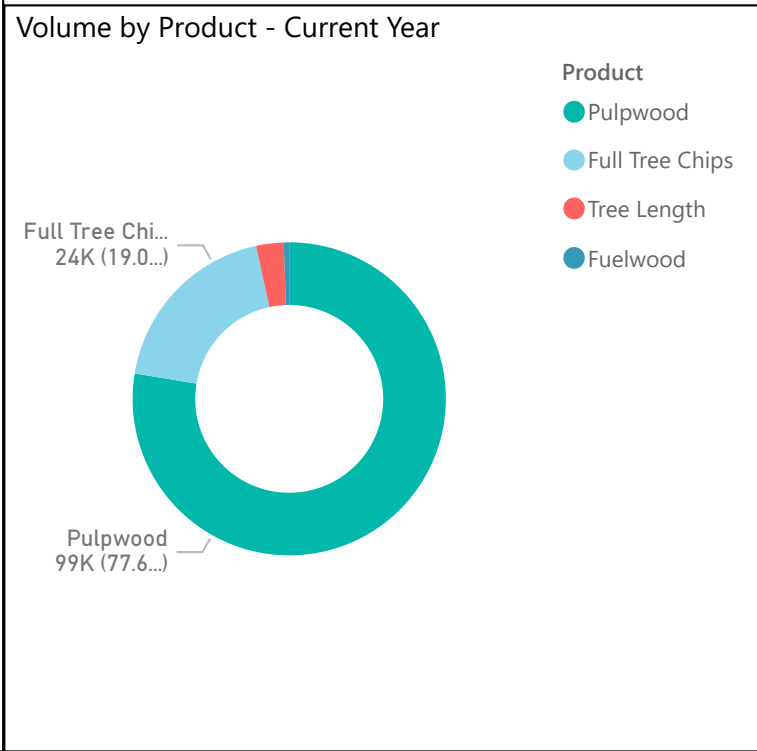
Species

Product

SP_PROD

Operating Y...

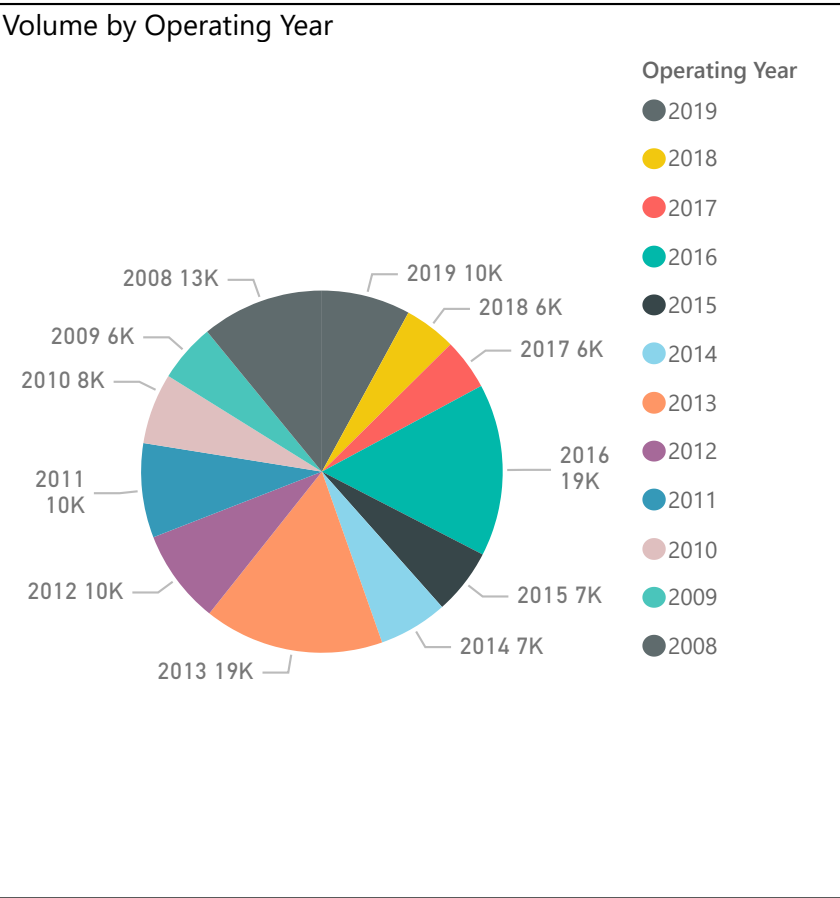
Month



Average Volume
10.08K

Q3 - Volume Comparisons - Hardwood Sawmill Volume (Oct- Dec)

| Operating Year Wood Source | 2008 Volume | 2009 Volume | 2010 Volume | 2011 Volume | 2012 Volume | 2013 Volume | 2014 Volume | 2015 Volume | 2016 Volume | 2017 Volume | 2018 Volume | 2019 Volume | Total Average ... |
|-------------------------------|----------------|----------------|----------------|----------------|----------------|----------------|----------------|----------------|----------------|----------------|----------------|----------------|----------------------|
| CVC | 253 | 255 | 236 | 747 | 707 | 9781 | 510 | 883 | 402 | 336 | 913 | 638 | 1,305.08 |
| MAD | 10611 | 5314 | 5125 | 5598 | 6313 | 5638 | 2078 | 1944 | 9938 | 1305 | 970 | 1856 | 4,724.17 |
| NSH | 2057 | 720 | 2253 | 3699 | 3063 | 3120 | 4737 | 3352 | 5680 | 1359 | 3370 | 3861 | 3,105.92 |
| NTH | | | | | | 580 | | 52 | | 280 | 37 | 347 | 259.20 |
| SENB | | | 22 | | | | | | 1580 | 966 | 65 | 1499 | 826.40 |
| SNB | 79 | | 6 | 141 | | 223 | 4 | 305 | 618 | 182 | 111 | 1079 | 274.80 |
| YSC | 226 | 10 | 7 | 5 | 83 | 124 | 128 | 556 | 413 | 1085 | 158 | 326 | 260.08 |
| Total | 13226 | 6299 | 7649 | 10190 | 10166 | 19466 | 7457 | 7092 | 18631 | 5513 | 5624 | 9606 | 10,076.58 |



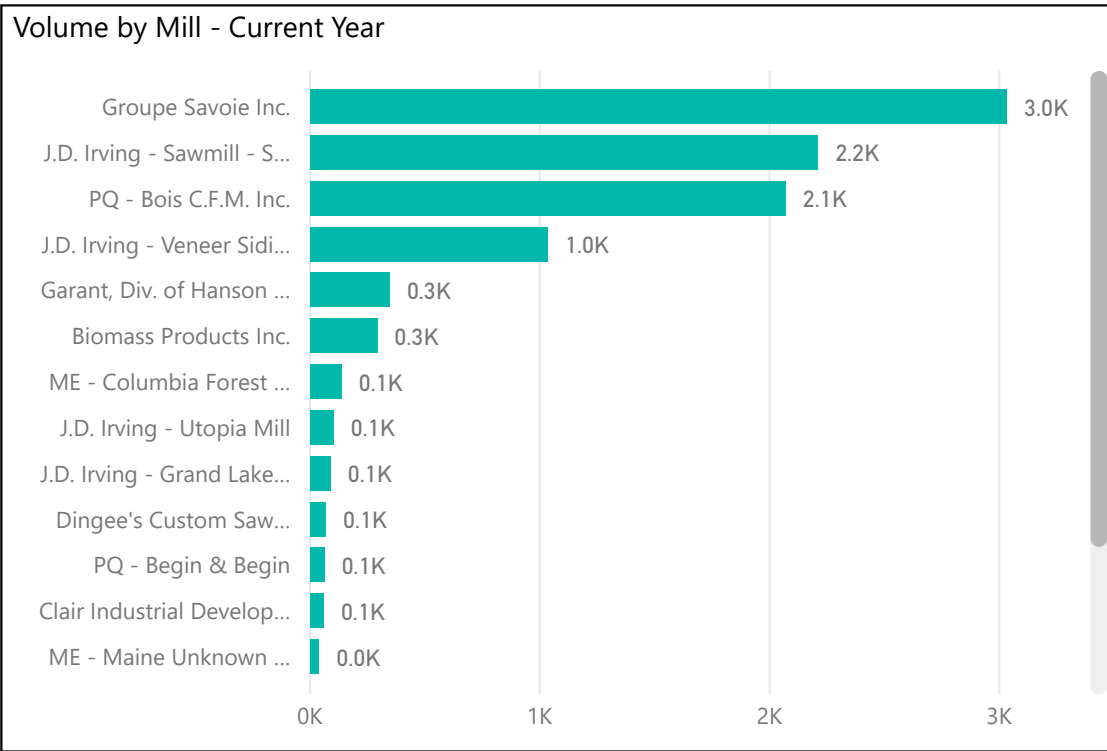
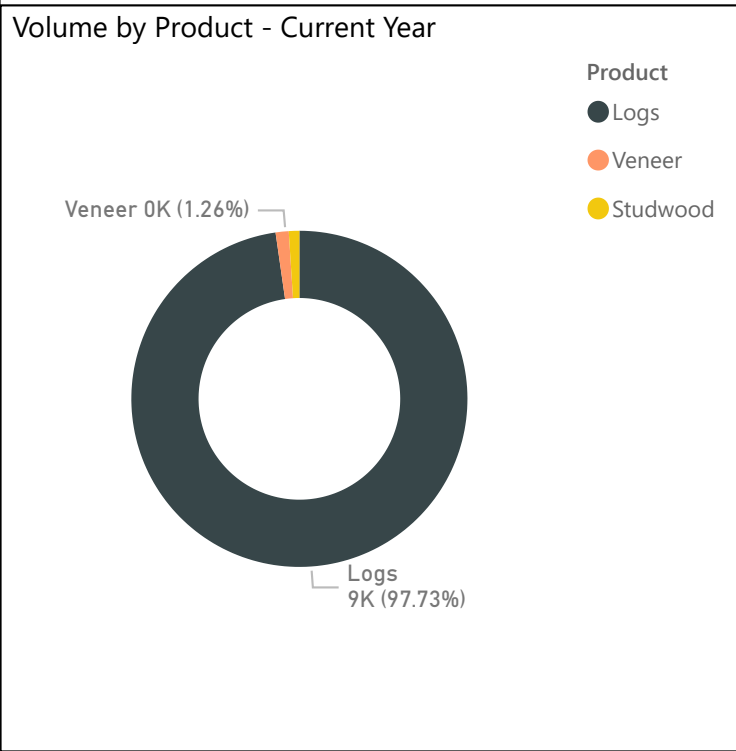
Species

Product

SP_PROD

Operating Y...

Month



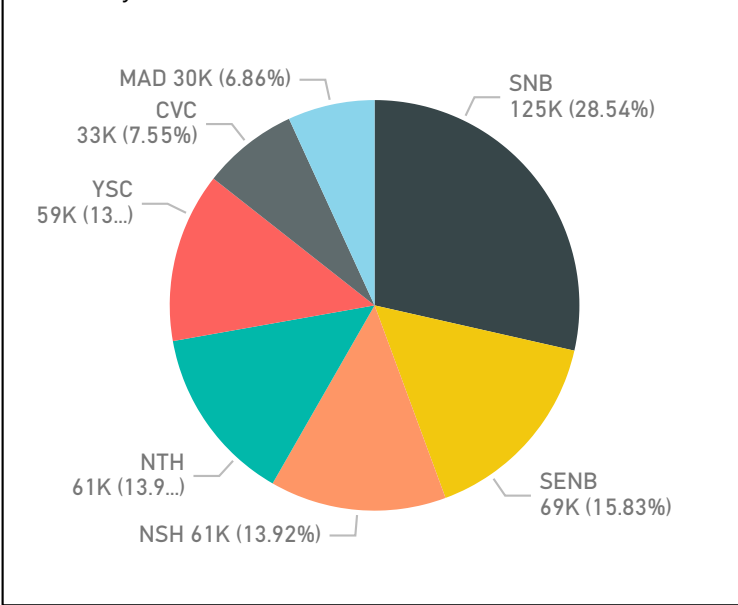
Month

Q3 - Volume Comparisons - Species/Product Dom/Exp Summary (Oct- Dec)

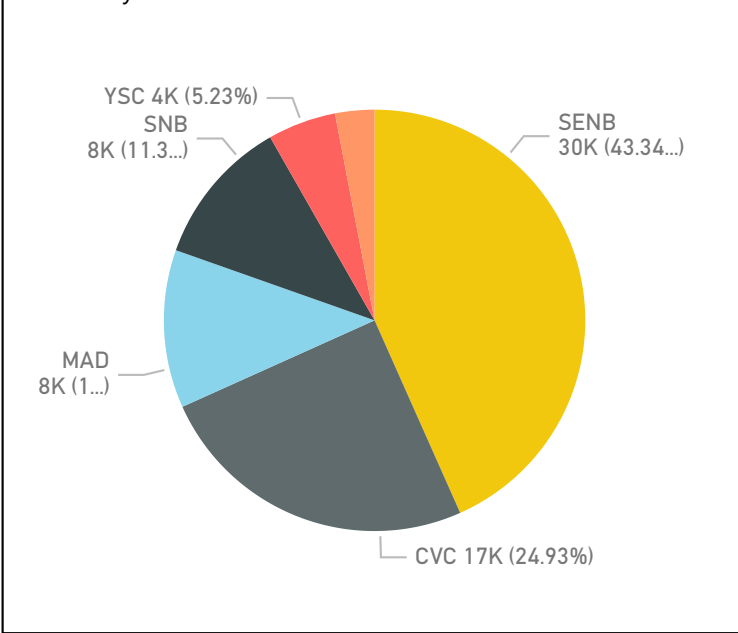
Operating Year

| SP_PROD | DOM/EXP | 2008 | 2009 | 2010 | 2011 | 2012 | 2013 | 2014 | 2015 | 2016 | 2017 | 2018 | 2019 | Total |
|--------------|---------------|---------------|---------------|---------------|---------------|---------------|---------------|---------------|---------------|---------------|---------------|---------------|----------------|----------------|
| CEDSAW | EXP | 618 | 299 | | 737 | | 812 | 68 | 1098 | 3339 | 4217 | 3364 | 2167 | 16719 |
| | DOM | 2146 | 2492 | 1586 | 1955 | 2084 | 4155 | 2156 | 4087 | 3996 | 3270 | 3251 | 1718 | 32896 |
| | Total | 2764 | 2791 | 1586 | 2692 | 2084 | 4967 | 2224 | 5185 | 7335 | 7487 | 6615 | 3885 | 49615 |
| HWDPW | EXP | 45987 | 11262 | 15183 | 26515 | 18502 | 23347 | 29685 | 47855 | 40402 | 45283 | 35150 | 29393 | 368564 |
| | DOM | 12197 | 59629 | 52975 | 48713 | 86751 | 88698 | 94666 | 105933 | 124547 | 105810 | 81401 | 97762 | 959082 |
| | Total | 58184 | 70891 | 68158 | 75228 | 105253 | 112045 | 124351 | 153788 | 164949 | 151093 | 116551 | 127155 | 1327646 |
| HWDSL | EXP | 7240 | 4487 | 4905 | 6087 | 5583 | 4804 | 3508 | 1463 | 13040 | 2444 | 1307 | 2361 | 57229 |
| | DOM | 5986 | 1812 | 2744 | 4103 | 4583 | 14695 | 3949 | 5629 | 5591 | 3069 | 4294 | 7148 | 63603 |
| | Total | 13226 | 6299 | 7649 | 10190 | 10166 | 19499 | 7457 | 7092 | 18631 | 5513 | 5601 | 9509 | 120832 |
| MXDBM | DOM | | | | | | | | | | 51 | | | 51 |
| | Total | | | | | | | | | | 51 | | | 51 |
| OSRWB | EXP | 405 | | 64 | | 216 | 353 | 34 | | | | 41 | | 1113 |
| | DOM | 32 | 285 | 243 | 326 | 184 | 2824 | 105 | 2352 | 865 | 1929 | 866 | 138 | 10149 |
| | Total | 437 | 285 | 307 | 326 | 400 | 3177 | 139 | 2352 | 865 | 1929 | 907 | 138 | 11262 |
| OSSL | EXP | | | | 66 | | 281 | | | 43 | 13 | 137 | 79 | 619 |
| | DOM | 440 | 620 | 742 | 310 | 620 | 973 | 1439 | 2190 | 4819 | 9450 | 2879 | 1637 | 26119 |
| | Total | 440 | 620 | 742 | 376 | 620 | 1254 | 1439 | 2190 | 4862 | 9463 | 3016 | 1716 | 26738 |
| PISL | DOM | 3905 | 1856 | 4982 | 5252 | 3444 | 3558 | 4923 | 4850 | 6039 | 5500 | 5976 | 9106 | 59391 |
| | Total | 3905 | 1856 | 4982 | 5252 | 3444 | 3558 | 4923 | 4850 | 6039 | 5500 | 5976 | 9106 | 59391 |
| SPFRWB | EXP | 20866 | 11118 | 17328 | 11830 | 4738 | 5666 | 10021 | 5141 | | 1822 | 2811 | 9130 | 100471 |
| | DOM | 36165 | 34200 | 33368 | 85633 | 57451 | 84982 | 78988 | 78430 | 73396 | 69828 | 65375 | 101260 | 799076 |
| | Total | 57031 | 45318 | 50696 | 97463 | 62189 | 90648 | 89009 | 83571 | 73396 | 71650 | 68186 | 110390 | 899547 |
| SPFSL | EXP | 24 | 111 | | 412 | | | 1723 | 8261 | 3208 | 2593 | 10718 | 1483 | 28533 |
| | DOM | 15248 | 25538 | 33128 | 43274 | 41373 | 64032 | 72385 | 79819 | 64755 | 77761 | 63248 | 75097 | 655658 |
| | Total | 15272 | 25649 | 33128 | 43686 | 41373 | 64032 | 74108 | 88080 | 67963 | 80354 | 73966 | 76580 | 684191 |
| SPFST | EXP | 1046 | | | 35 | 894 | 6023 | 8010 | 17970 | 6155 | 6907 | 10370 | 20804 | 78214 |
| | DOM | 35537 | 30249 | 42147 | 78852 | 74243 | 114398 | 111140 | 128285 | 155765 | 159391 | 129484 | 144220 | 1203711 |
| | Total | 36583 | 30249 | 42147 | 78887 | 75137 | 120421 | 119150 | 146255 | 161920 | 166298 | 139854 | 165024 | 1281925 |
| SPFTL | EXP | | | | | 1149 | 2433 | | 1413 | 1138 | 9917 | 3256 | | 19306 |
| | DOM | 6617 | | | | 4702 | 2590 | 6657 | 8362 | 4330 | 3257 | 344 | | 36859 |
| | Total | 6617 | | | | 5851 | 5023 | 6657 | 9775 | 5468 | 13174 | 3600 | | 56165 |
| Total | 194459 | 183958 | 209395 | 314100 | 300666 | 425452 | 427823 | 500020 | 515735 | 504806 | 433846 | 507103 | 4517363 | |

Volume by DOM and Wood Source - Current Year



Volume by EXP and Wood Source - Current Year



Summary of Annual Production

| Operating Year | CVC | MAD | NSH | NTH | SENB | SNB | YSC | Total |
|----------------|----------------|----------------|----------------|----------------|----------------|----------------|----------------|-----------------|
| 2008 | 132665 | 148716 | 104143 | 20477 | 108324 | 121224 | 121486 | 757035 |
| 2009 | 92567 | 100632 | 139472 | 19461 | 126048 | 119216 | 108574 | 705970 |
| 2010 | 169244 | 126136 | 115863 | 20724 | 114890 | 164612 | 121827 | 833296 |
| 2011 | 165709 | 144933 | 192182 | 32975 | 193601 | 327397 | 147622 | 1204419 |
| 2012 | 150064 | 195472 | 203841 | 47547 | 162532 | 292565 | 144293 | 1196314 |
| 2013 | 206627 | 207835 | 263341 | 112411 | 239035 | 420941 | 245306 | 1695496 |
| 2014 | 213787 | 164277 | 257767 | 140495 | 226079 | 354585 | 239038 | 1596028 |
| 2015 | 320691 | 239681 | 259511 | 232378 | 253282 | 431263 | 345008 | 2081814 |
| 2016 | 296232 | 265355 | 238159 | 247137 | 244664 | 505695 | 459219 | 2256461 |
| 2017 | 237470 | 191480 | 172148 | 195564 | 253310 | 404628 | 357643 | 1812243 |
| 2018 | 280469 | 152550 | 131845 | 222433 | 318224 | 422564 | 273353 | 1801438 |
| 2019 | 144519 | 95349 | 134569 | 182567 | 288758 | 252322 | 208545 | 1306629 |
| Total | 2410044 | 2032416 | 2212841 | 1474169 | 2528747 | 3817012 | 2771914 | 17247143 |

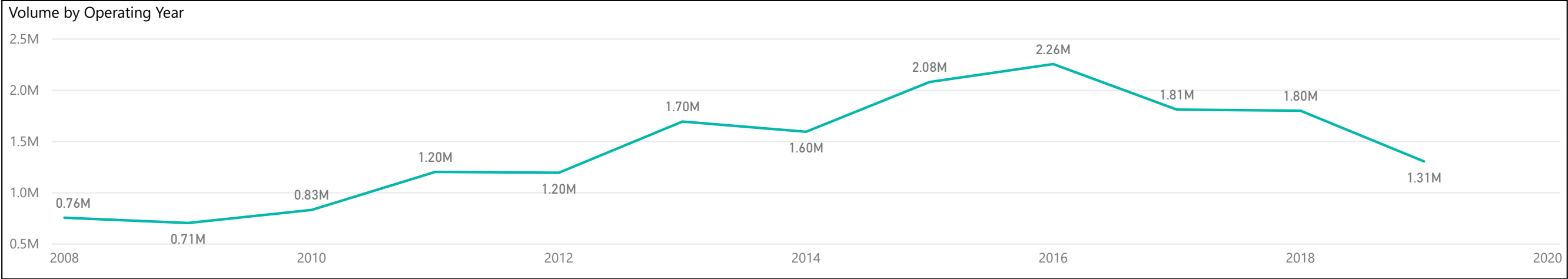
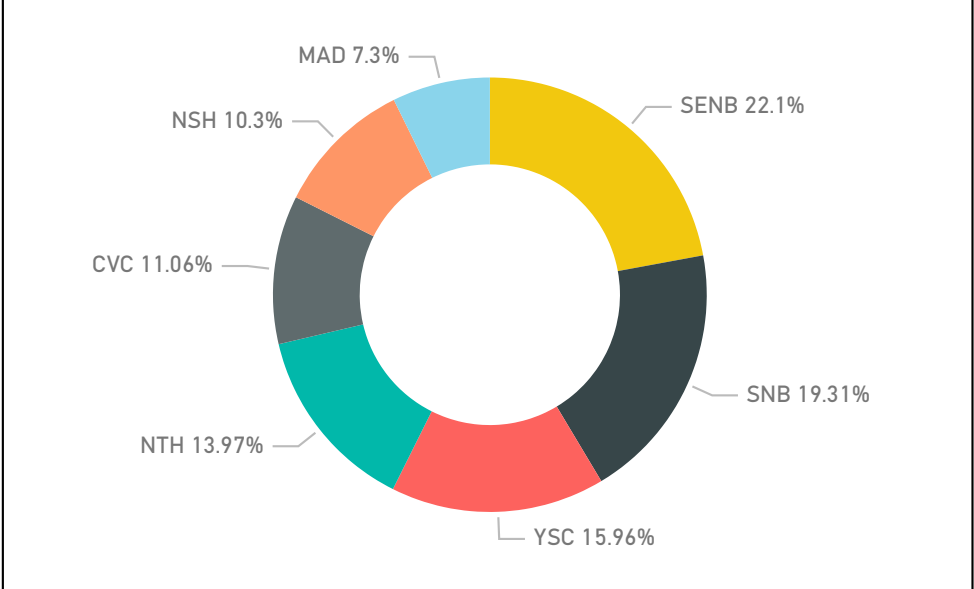
Month ▼

All ▼

Operating Year ▼

Multiple selections ▼

Volume by Wood Source - Current Year



Marketing Board/Office de commercialisation des produits forestiers

| MB | English | Français |
|------|--|---|
| CVC | Carleton Victoria Marketing Board | Office de commercialisation des produits forestiers de Carleton-Victoria |
| MAD | Madawaska Marketing Board | Office de commercialisation des produits forestiers de Madawaska |
| NSH | North Shore Marketing Board | Office de commercialisation des produits forestiers du nord |
| NTH | Northumberland Marketing Board | Office de commercialisation des produits forestiers du comté de Northumberland |
| SENB | South East New Brunswick Marketing Board | Office de commercialisation des produits forestiers du sud-est du Nouveau-Brunswick |
| SNB | Southern New Brunswick Marketing Board | Office de commercialisation des produits forestiers du sud du Nouveau-Brunswick |
| YSC | York Sunbury Charlotte Marketing Board | Office de commercialisation des produits forestiers de York-Sunbury-Charlotte |

Specie/Espèce

| English | Français |
|--------------------------|---------------------------|
| Birch (Yellow and White) | Bouleau (jaune et blanc) |
| Cedar | Cèdre |
| Hemlock | Pruche |
| Mixed Hardwood | Bois dur mélangé |
| Mixed Species | Espèces mélangées |
| Poplar | Peuplier |
| Red Pine | Pin Rouge |
| Species - English | Species - French |
| Spruce, Fir, Jack Pine | Épinette, Sapin, Pin Gris |
| Tamarack (Larch) | Mélèze (Tamarack) |
| White Pine | Pin Blanc |

Product/Produit

| English | Français |
|-------------------|-------------------------|
| Full Tree Chips | Chips de l'arbre entier |
| Logs | Bûches |
| Poles | Pôles |
| Pulpwood | Bois à pâte |
| Roundwood Biomass | Biomasse de bois rond |
| Shinglewood | Bardeau |
| Studwood | Bois de colompage |
| Tree Length | Longueur de l'arbre |
| Veneer | Placage |

Species and Products groups

| SPECIES | PRODUCT | GROUP |
|------------|----------------------|----------|
| CEDAR | SAWLOG | CEDSAW |
| CEDAR | STUD | |
| CEDAR | SHINGLEWOOD | |
| CEDAR | TREELNGTH | |
| POPLAR | CHIPS | HWDPW |
| HARDWOOD | CHIPS | |
| HARDWOOD | PULPWOOD | |
| POPLAR | PULPWOOD | |
| HARDWOOD | SAWLOG | HWDSL |
| MIXED | BIOMASS | MXDBM |
| RED PINE | PULPWOOD | OSRWB** |
| HEMLOCK | PULPWOOD | |
| WHITE PINE | PULPWOOD | |
| TAMARACK | PULPWOOD | |
| RED PINE | SAWLOG | OSSL |
| TAMARACK | SAWLOG | |
| HEMLOCK | SAWLOG | |
| WHITE PINE | SAWLOG | PISL |
| SPF* | ROUNDWOOD BIOMASS | SPFRWB** |
| SPF* | CHIPS | |
| SPF* | PULPWOOD | |
| SPF* | SAWLOG | SPFSL |
| SPF* | STUD | SPFST |
| SPF* | TREELNGTH | SPFTL |

* SPF = Spruce, Fir, Jack Pine

** RWB = Round wood biomass, including pulpwood and chips produced at the harvest site.

Groupes d'essences et de produits

| ESSENCE | PRODUIT | GROUPE |
|----------------|-------------------------------------|----------|
| CÈDRE | BOIS DE SCIAGE | CEDSAW |
| CÈDRE | BOIS DE COLOMBAGE | |
| CÈDRE | BOIS À BARDEAUX | |
| CÈDRE | TRONCS ENTIERS | |
| PEUPLIER | COPEAUX | HWDPW |
| FEUILLUS | COPEAUX | |
| FEUILLUS | BOIS À PÂTE | |
| PEUPLIER | BOIS À PÂTE | |
| FEUILLUS | BOIS DE SCIAGE | HWDSL |
| MIXTE | BIOMASSE | MXDBM |
| PIN ROUGE | BOIS À PÂTE | OSRWB** |
| PRUCHE | BOIS À PÂTE | |
| PIN BLANC | BOIS À PÂTE | |
| MÉLÈZE LARICIN | BOIS À PÂTE | |
| PIN ROUGE | BOIS DE SCIAGE | OSSL |
| MÉLÈZE LARICIN | BOIS DE SCIAGE | |
| PRUCHE | BOIS DE SCIAGE | |
| PIN BLANC | BOIS DE SCIAGE | PISL |
| SPF* | BIOMASSE SOUS FORME DE BOIS ROND | SPFRWB** |
| SPF* | COPEAUX | |
| SPF* | BOIS À PÂTE | |
| SPF* | BOIS DE SCIAGE | SPFSL |
| SPF* | BOIS DE COLOMBAGE | SPFST |
| SPF* | TRONCS ENTIERS | SPFTL |

* SPF = Épinette, pin gris sapin

** RWB = Biomasse sous forme de bois rond